



## Medallists

### Mix doubles

**Gold**     USA   Tracy Ward  
                              Chris Detmore

**Silver**     TPE   Hsiu-Yen Ho  
                              Jyh-Wei Fang

**Bronze**    ENG   Zara Glover  
                              Steven Reid

### Girls single

**Gold**     ENG   Lisa John

**Silver**     TPE   Shu-Chun Chang

**Bronze**    JPN   Miku Matsumoto

### Boys single

**Gold**     JPN   Isao Yamamoto

**Silver**     TPE   Cheng-Yung Wu


**Bronze**    TPE   Jyh-Wei Fang



**Mix double - Final standing after 6 games**

	Nat	Name		G1	G2	G3	G4	G5	G6	1. Serie	Avg.
1	USA	Tracy Ward	G	189	204	201	184	217	213	1208	201,33
		Chris Detmore	B	218	209	214	219	225	144	1229	204,83
				407	413	415	403	442	357	2437	203,08
2	TPE	Hsiu-Yen Ho	G	181	170	176	233	161	171	1092	182,00
		Jyh-Wei Fang	B	201	217	207	187	203	212	1227	204,50
				382	387	383	420	364	383	2319	193,25
3	ENG	Zara Glover	G	215	198	168	186	189	217	1173	195,50
		Steven Reid	B	198	198	208	151	175	209	1139	189,83
				413	396	376	337	364	426	2312	192,67
4	ENG	Lisa John	G	195	226	187	181	127	226	1142	190,33
		Ben Zadel	B	196	213	174	181	178	207	1149	191,50
				391	439	361	362	305	433	2291	190,92
5	TPE	Shu-Chun Chang	G	175	185	185	190	159	170	1064	177,33
		Cheng-Yung Wu	B	194	196	237	156	201	197	1181	196,83
				369	381	422	346	360	367	2245	187,08
6	JPN	Miku Matsumoto	G	181	191	158	173	199	203	1105	184,17
		Masaaki Takemoto	B	156	161	192	226	198	194	1127	187,83
				337	352	350	399	397	397	2232	186,00
7	ISR	Kerren Stark	G	197	196	131	142	178	146	990	165,00
		Ron Pardo	B	222	231	158	189	186	245	1231	205,17
				419	427	289	331	364	391	2221	185,08
8	GER	Tanja Theissen	G	164	207	201	174	177	202	1125	187,50
		Frank Fiebich	B	133	189	165	172	201	233	1093	182,17
				297	396	366	346	378	435	2218	184,83
9	GER	Stefanie Gschrey	G	173	184	232	162	195	160	1106	184,33
		Timo Gloe	B	181	165	179	219	177	172	1093	182,17
				354	349	411	381	372	332	2199	183,25
10	BEL	Anja Michalski	G	196	169	163	168	162	186	1044	174,00
		Mike Schatteman	B	214	151	211	157	226	168	1127	187,83
				410	320	374	325	388	354	2171	180,92
11	CAN	Melissa Macnab	G	202	223	158	179	173	164	1099	183,17
		Christopher Fernandez	B	183	157	168	177	174	201	1060	176,67
				385	380	326	356	347	365	2159	179,92
12	ISR	Chen Perry	G	203	170	124	157	163	169	986	164,33
		Yahav Rabin	B	195	196	186	203	147	185	1112	185,33
				398	366	310	360	310	354	2098	174,83
13	USA	Amber Gazverde	G	166	145	179	186	189	145	1010	168,33
		Kevin Gilbert	B	192	117	213	183	204	164	1073	178,83
				358	262	392	369	393	309	2083	173,58


<b>14</b>	<b>CAN</b>	<b>Christine Macatangay</b>	<b>G</b>	<b>217</b>	<b>165</b>	<b>211</b>	<b>162</b>	<b>135</b>	<b>163</b>	<b>1053</b>	<b>175,50</b>
		<b>Dan Baron</b>	<b>B</b>	<b>158</b>	<b>161</b>	<b>212</b>	<b>185</b>	<b>145</b>	<b>161</b>	<b>1022</b>	<b>170,33</b>
				<b>375</b>	<b>326</b>	<b>423</b>	<b>347</b>	<b>280</b>	<b>324</b>	<b>2075</b>	<b>172,92</b>
<b>15</b>	<b>JAP</b>	<b>Kiyoko Tsuzaki</b>	<b>G</b>	<b>148</b>	<b>157</b>	<b>157</b>	<b>157</b>	<b>166</b>	<b>148</b>	<b>933</b>	<b>155,50</b>
		<b>Isao Yamamoto</b>	<b>B</b>	<b>253</b>	<b>188</b>	<b>152</b>	<b>163</b>	<b>169</b>	<b>202</b>	<b>1127</b>	<b>187,83</b>
				<b>401</b>	<b>345</b>	<b>309</b>	<b>320</b>	<b>335</b>	<b>350</b>	<b>2060</b>	<b>171,67</b>
<b>16</b>	<b>BEL</b>	<b>Veerle Martens</b>	<b>G</b>	<b>149</b>	<b>137</b>	<b>162</b>	<b>144</b>	<b>149</b>	<b>162</b>	<b>903</b>	<b>150,50</b>
		<b>Tim Vastmans</b>	<b>B</b>	<b>190</b>	<b>194</b>	<b>178</b>	<b>180</b>	<b>193</b>	<b>217</b>	<b>1152</b>	<b>192,00</b>
				<b>339</b>	<b>331</b>	<b>340</b>	<b>324</b>	<b>342</b>	<b>379</b>	<b>2055</b>	<b>171,25</b>
<b>17</b>	<b>RSA</b>	<b>Niranda Hoctor</b>	<b>G</b>	<b>203</b>	<b>166</b>	<b>160</b>	<b>160</b>	<b>176</b>	<b>166</b>	<b>1031</b>	<b>171,83</b>
		<b>Dale Cassell</b>	<b>B</b>	<b>179</b>	<b>142</b>	<b>191</b>	<b>167</b>	<b>178</b>	<b>147</b>	<b>1004</b>	<b>167,33</b>
				<b>382</b>	<b>308</b>	<b>351</b>	<b>327</b>	<b>354</b>	<b>313</b>	<b>2035</b>	<b>169,58</b>
<b>18</b>	<b>RSA</b>	<b>Shelley Eames</b>	<b>G</b>	<b>193</b>	<b>153</b>	<b>148</b>	<b>156</b>	<b>206</b>	<b>149</b>	<b>1005</b>	<b>167,50</b>
		<b>Chayton Hall</b>	<b>B</b>	<b>171</b>	<b>175</b>	<b>163</b>	<b>136</b>	<b>150</b>	<b>198</b>	<b>993</b>	<b>165,50</b>
				<b>364</b>	<b>328</b>	<b>311</b>	<b>292</b>	<b>356</b>	<b>347</b>	<b>1998</b>	<b>166,50</b>
<b>19</b>	<b>RUS</b>	<b>Anna Antonova</b>	<b>G</b>	<b>120</b>	<b>142</b>	<b>130</b>	<b>98</b>	<b>103</b>	<b>95</b>	<b>688</b>	<b>114,67</b>
		<b>Pavel Karpov</b>	<b>B</b>	<b>111</b>	<b>161</b>	<b>112</b>	<b>155</b>	<b>158</b>	<b>206</b>	<b>903</b>	<b>150,50</b>
				<b>231</b>	<b>303</b>	<b>242</b>	<b>253</b>	<b>261</b>	<b>301</b>	<b>1591</b>	<b>132,58</b>
<b>20</b>	<b>RUS</b>	<b>Nastia Saricheva</b>	<b>G</b>	<b>98</b>	<b>135</b>	<b>144</b>	<b>116</b>	<b>105</b>	<b>110</b>	<b>708</b>	<b>118,00</b>
		<b>Alexander Razin</b>	<b>B</b>	<b>106</b>	<b>129</b>	<b>172</b>	<b>147</b>	<b>125</b>	<b>178</b>	<b>857</b>	<b>142,83</b>
				<b>204</b>	<b>264</b>	<b>316</b>	<b>263</b>	<b>230</b>	<b>288</b>	<b>1565</b>	<b>130,42</b>

 <b>Girls single, round 1 - Standing after 6 games</b>											
1. Rd	Nat	Name	G1	G2	G3	G4	G5	G6	1. Serie	Avg.	Cut
1	USA	Tracy Ward	203	201	252	213	187	212	1268	211,33	215
2	ENG	Lisa John	171	222	234	166	224	187	1204	200,67	151
3	JAP	Kiyoko Tsuzaki	197	207	215	173	170	193	1155	192,50	102
4	USA	Amber Gazverde	214	212	171	177	182	186	1142	190,33	89
5	GER	Tanja Theissen	147	146	159	227	212	182	1073	178,83	20
6	JPN	Miku Matsumoto	180	146	160	159	166	242	1053	175,50	0
7	ENG	Zara Glover	207	186	166	158	161	168	1046	174,33	-7
8	TPE	Shu-Chun Chang	163	181	183	172	153	191	1043	173,83	-10
9	CAN	Christine Macatangay	196	160	182	189	165	150	1042	173,67	-11
10	RSA	Shelley Eames	185	160	171	159	181	158	1014	169,00	-39
11	ISR	Kerren Stark	122	140	194	205	175	178	1014	169,00	-39
12	GER	Stefanie Gschrey	172	169	159	154	169	181	1004	167,33	-49
13	RSA	Niranda Hoctor	164	171	154	181	167	157	994	165,67	-59
14	TPE	Hsiu-Yen Ho	164	146	183	187	153	145	978	163,00	-75
15	CAN	Melissa Macnab	169	132	165	136	164	202	968	161,33	-85
16	BEL	Anja Michalski	153	179	163	141	139	170	945	157,50	-108
17	ISR	Chen Perry	154	175	168	127	188	146	958	159,67	-95
18	BEL	Veerle Martens	142	123	137	133	167	132	834	139,00	-219
19	RUS	Nastia Saricheva	137	139	125	101	100	130	732	122,00	-321
20	RUS	Anna Antonova	137	124	128	91	103	116	699	116,50	-354

 <b>Girls single, round 2 - Standing after 12 games</b>															
2. Rd	1. Rd	Nat	Name	G 1-6	G7	G8	G9	G10	G11	G12	2. Serie	Avg.	Total	Avg.	Cut
1	1	USA	Tracy Ward	1268	207	165	181	175	180	172	1080	180,00	2348	195,67	218
2	2	ENG	Lisa John	1204	182	198	208	192	171	191	1142	190,33	2346	195,50	216
3	4	USA	Amber Gazverde	1142	156	160	176	169	176	190	1027	171,17	2169	180,75	39
4	6	JPN	Miku Matsumoto	1053	166	203	211	164	172	180	1096	182,67	2149	179,08	19
5	5	GER	Tanja Theissen	1073	188	162	181	202	159	168	1060	176,67	2133	177,75	3
6	3	JAP	Kiyoko Tsuzaki	1155	173	155	135	165	161	186	975	162,50	2130	177,50	0
7	14	TPE	Hsiu-Yen Ho	978	203	195	154	211	196	186	1145	190,83	2123	176,92	-7
8	12	GER	Stefanie Gschrey	1004	182	191	166	181	213	181	1114	185,67	2118	176,50	-12
9	8	TPE	Shu-Chun Chang	1043	188	183	147	159	173	158	1008	168,00	2051	170,92	-79
10	7	ENG	Zara Glover	1046	180	202	143	159	162	145	991	165,17	2037	169,75	-93
11	9	CAN	Christine Macatangay	1042	153	178	157	154	168	167	977	162,83	2019	168,25	-111
12	13	RSA	Niranda Hoctor	994	128	178	149	181	185	157	978	163,00	1972	164,33	-158
13	10	ISR	Kerren Stark	1014	134	163	159	145	162	163	926	154,33	1940	161,67	-190
14	16	BEL	Anja Michalski	945	169	160	148	155	180	177	989	164,83	1934	161,17	-196
15	15	CAN	Melissa Macnab	968	163	177	178	137	147	158	960	160,00	1928	160,67	-202
16	17	ISR	Chen Perry	958	145	169	147	146	169	185	961	160,17	1919	159,92	-211
17	18	BEL	Veerle Martens	834	197	147	136	219	184	182	1065	177,50	1899	158,25	-231
18	11	RSA	Shelley Eames	1014	143	142	144	160	157	138	884	147,33	1898	158,17	-232
19	20	RUS	Anna Antonova	699	80	130	144	135	149	126	764	127,33	1463	121,92	-667
20	19	RUS	Nastia Saricheva	732	148	106	109	104	108	120	695	115,83	1427	118,92	-703

 <b>Girls single, round 3 - Standing after 18 games</b>																
3. Rd	2. Rd	1. Rd	Nat	Name	G 1-12	G13	G14	G15	G16	G17	G18	3. Serie	Avg.	Total	Avg.	Cut
1	2	2	ENG	Lisa John	2346	155	191	216	193	180	178	1113	185,50	3459	192,17	252
2	1	1	USA	Tracy Ward	2348	188	155	203	160	179	196	1081	180,17	3429	190,50	222
3	3	4	USA	Amber Gazverde	2169	212	173	221	158	172	170	1106	184,33	3275	181,94	68
4	4	6	JPN	Miku Matsumoto	2149	177	222	178	191	176	152	1096	182,67	3245	180,28	38
5	9	8	TPE	Shu-Chun Chang	2051	215	190	171	179	196	214	1165	194,17	3216	178,67	9
6	8	12	GER	Stefanie Gschrey	2118	177	161	189	197	169	196	1089	181,50	3207	178,17	0
7	5	5	GER	Tanja Theissen	2133	168	212	179	142	159	178	1038	173,00	3171	176,17	-36
8	7	14	TPE	Hsiu-Yen Ho	2123	165	182	148	169	192	160	1016	169,33	3139	174,39	-68
9	10	7	ENG	Zara Glover	2037	159	162	225	179	157	191	1073	178,83	3110	172,78	-97
10	6	3	JAP	Kiyoko Tsuzaki	2130	151	147	162	150	166	178	954	159,00	3084	171,33	-123
11	11	9	CAN	Christine Macatangay	2019	165	199	169	185	167	175	1060	176,67	3079	171,06	-128
12	15	15	CAN	Melissa Macnab	1928	168	123	157	236	187	208	1079	179,83	3007	167,06	-200
13	12	13	RSA	Niranda Hoctor	1972	160	157	203	177	168	141	1006	167,67	2978	165,44	-229
14	14	16	BEL	Anja Michalski	1934	169	166	157	171	193	168	1024	170,67	2958	164,33	-249
15	16	17	ISR	Chen Perry	1919	170	138	168	152	173	168	969	161,50	2888	160,44	-319
16	18	11	RSA	Shelley Eames	1898	158	167	125	154	182	170	956	159,33	2854	158,56	-353
17	13	10	ISR	Kerren Stark	1940	165	170	146	138	166	128	913	152,17	2853	158,50	-354
18	17	18	BEL	Veerle Martens	1899	134	169	156	146	168	157	930	155,00	2829	157,17	-378
19	19	20	RUS	Anna Antonova	1463	121	152	125	139	106	146	789	131,50	2252	125,11	-955
20	20	19	RUS	Nastia Saricheva	1427	133	103	108	155	136	141	776	129,33	2203	122,39	-1004

						
<b>Girls round robin - results from all matches</b>						
<b>Game 1</b>	<b>Score</b>	<b>Bonus</b>		<b>Game 2</b>	<b>Score</b>	<b>Bonus</b>
Lisa John	210	10		Shu-Chun Chang	223	10
Tracy Ward	200	0		Miku Matsumoto	213	0
Amber Gazverde	182	0		Lisa John	226	10
Miku Matsumoto	214	10		Stefanie Gschrey	180	0
Shu-Chun Chang	157	0		Tracy Ward	99	0
Stefanie Gschrey	202	10		Amber Gazverde	202	10
<b>Game 3</b>	<b>Score</b>	<b>Bonus</b>		<b>Game 4</b>	<b>Score</b>	<b>Bonus</b>
Amber Gazverde	173	0		Tracy Ward	0	0
Lisa John	191	10		Stefanie Gschrey	171	10
Tracy Ward	0	0		Miku Matsumoto	167	0
Shu-Chun Chang	204	10		Lisa John	222	10
Stefanie Gschrey	131	0		Amber Gazverde	157	0
Miku Matsumoto	180	10		Shu-Chun Chang	188	10
<b>Game 5</b>	<b>Score</b>	<b>Bonus</b>		<b>Position Round</b>	<b>Score</b>	<b>Bonus</b>
Lisa John	186	0		Lisa John	206	10
Shu-Chun Chang	196	10		Miku Matsumoto	204	0
Stefanie Gschrey	187	0		Shu-Chun Chang	175	0
Amber Gazverde	204	10		Amber Gazverde	184	10
Miku Matsumoto	206	10		Stefanie Gschrey	176	10
Tracy Ward	0	0		Tracy Ward	0	0

 <b>Girls round robin - Standing after 6 games</b>																		
4. Rd	3. Rd	2. Rd	1. Rd	NAT	Name	G1	G2	G3	G4	G5	G6	Total	Avg.	W	L	T	Bonus	Total
1	1	2	2	ENG	Lisa John	210	226	191	222	186	206	1241	206,83	5	1	0	50	1291
2	4	4	6	JPN	Miku Matsumoto	214	213	180	167	206	204	1184	197,33	3	3	0	30	1214
3	5	9	8	TPE	Shu-Chun Chang	157	223	204	188	196	175	1143	190,50	4	2	0	40	1183
4	3	3	4	USA	Amber Gazverde	182	202	173	157	204	184	1102	183,67	3	3	0	30	1132
5	6	8	12	GER	Stefanie Gschrey	202	180	131	171	187	176	1047	174,50	3	3	0	30	1077
6	2	1	1	USA	Tracy Ward***	200	99	DNF										
					*** withdraw due to thumb injury													







## Girls stepladder final

No. 3 vs. No 2	Nat	Score
Chu-Chen Chang	TPE	184
Miku Matsumoto	JPN	170


Winner vs. No 1	Nat	Score
Lisa John	ENG	236
Chu-Chen Chang	TPE	183

 <b>Boys single, round 1 - Standing after 6 games</b>											
1. Rd	Nat	Name	G1	G2	G3	G4	G5	G6	1. Serie	Avg.	Cut
1	BEL	Mike Schatteman	208	229	202	216	186	209	1250	208,33	105
2	TPE	Jyh-Wei Fang	170	214	205	203	182	214	1188	198,00	43
3	ISR	Yahav Rabin	184	195	193	172	214	224	1182	197,00	37
4	CAN	Dan Baron	191	211	175	184	247	158	1166	194,33	21
5	ENG	Steven Reid	194	170	181	206	180	215	1146	191,00	1
6	JPN	Masaaki Takemoto	170	187	213	171	212	192	1145	190,83	0
7	BEL	Tim Vastmans	223	169	186	179	189	194	1140	190,00	-5
8	CAN	Christopher Fernandez	168	156	179	234	180	214	1131	188,50	-14
9	GER	Frank Fiebich	220	192	194	160	212	152	1130	188,33	-15
10	TPE	Cheng-Yung Wu	234	171	191	191	161	174	1122	187,00	-23
11	ENG	Ben Zadel	172	202	188	179	164	192	1097	182,83	-48
12	ISR	Ron Pardo	190	172	187	176	184	168	1077	179,50	-68
13	GER	Timo Gloe	196	160	206	157	183	171	1073	178,83	-72
14	USA	Chris Detmore	177	132	168	183	187	210	1057	176,17	-88
15	JAP	Isao Yamamoto	143	201	195	184	162	167	1052	175,33	-93
16	USA	Kevin Gilbert	152	166	200	178	139	191	1026	171,00	-119
17	RSA	Chayton Hall	157	171	133	183	168	206	1018	169,67	-127
18	RSA	Dale Cassell	147	184	198	148	191	138	1006	167,67	-139
19	RUS	Pavel Karpov	105	182	162	161	150	145	905	150,83	-240
20	RUS	Alexander Razin	157	110	132	143	106	148	796	132,67	-349

 <b>Boys single, round 2 - Standing after 12 games</b>															
2. Rd	1. Rd	Nat	Name	G 1-6	G7	G8	G9	G10	G11	G12	2. Serie	Avg.	Total	Avg.	Cut
1	1	BEL	Mike Schatteman	1250	217	167	188	205	188	175	1140	190,00	2390	199,17	138
2	2	TPE	Jyh-Wei Fang	1188	172	176	225	205	195	180	1153	192,17	2341	195,08	89
3	6	JPN	Masaaki Takemoto	1145	226	173	203	169	181	229	1181	196,83	2326	193,83	74
4	14	USA	Chris Detmore	1057	218	191	247	182	166	201	1205	200,83	2262	188,50	10
5	7	BEL	Tim Vastmans	1140	166	152	190	191	207	207	1113	185,50	2253	187,75	1
6	15	JAP	Isao Yamamoto	1052	235	176	191	160	223	215	1200	200,00	2252	187,67	0
7	4	CAN	Dan Baron	1166	200	188	192	183	175	145	1083	180,50	2249	187,42	-3
8	9	GER	Frank Fiebich	1130	158	185	179	207	217	169	1115	185,83	2245	187,08	-7
9	3	ISR	Yahav Rabin	1182	168	201	183	176	154	179	1061	176,83	2243	186,92	-9
10	10	TPE	Cheng-Yung Wu	1122	143	190	171	161	227	213	1105	184,17	2227	185,58	-25
11	13	GER	Timo Gloe	1073	179	196	201	199	181	183	1139	189,83	2212	184,33	-40
12	8	CAN	Christopher Fernandez	1131	155	202	180	190	189	151	1067	177,83	2198	183,17	-54
13	12	ISR	Ron Pardo	1077	168	169	160	213	180	213	1103	183,83	2180	181,67	-72
14	11	ENG	Ben Zadel	1097	141	191	187	163	198	180	1060	176,67	2157	179,75	-95
15	5	ENG	Steven Reid	1146	171	146	150	171	140	189	967	161,17	2113	176,08	-139
16	16	USA	Kevin Gilbert	1026	166	170	177	213	160	176	1062	177,00	2088	174,00	-164
17	17	RSA	Chayton Hall	1018	132	144	160	186	200	181	1003	167,17	2021	168,42	-231
18	18	RSA	Dale Cassell	1006	164	192	155	143	150	122	926	154,33	1932	161,00	-320
19	19	RUS	Pavel Karpov	905	125	121	175	191	137	142	891	148,50	1796	149,67	-456
20	20	RUS	Alexander Razin	796	130	166	109	127	143	156	831	138,50	1627	135,58	-625

 <b>Boys single, round 3 - Standing after 18 games</b>																
3. Rd	2. Rd	1. Rd	Nat	Name	G 1-12	G13	G14	G15	G16	G17	G18	3. Serie	Avg.	Total	Avg.	Cut
1	2	2	TPE	Jyh-Wei Fang	2341	207	207	204	215	196	200	1229	204,83	3570	198,33	171
2	1	1	BEL	Mike Schatteman	2390	178	172	173	214	189	213	1139	189,83	3529	196,06	130
3	3	6	JPN	Masaaki Takemoto	2326	143	213	156	180	202	233	1127	187,83	3453	191,83	54
4	10	10	TPE	Cheng-Yung Wu	2227	203	186	236	194	195	187	1201	200,17	3428	190,44	29
5	6	15	JPN	Isao Yamamoto	2252	166	198	201	154	197	236	1152	192,00	3404	189,11	5
6	9	3	ISR	Yahav Rabin	2243	202	196	175	210	172	201	1156	192,67	3399	188,83	0
7	7	4	CAN	Dan Baron	2249	203	199	151	170	199	185	1107	184,50	3356	186,44	-43
8	14	11	ENG	Ben Zadel	2157	214	189	210	191	180	204	1188	198,00	3345	185,83	-54
9	8	9	GER	Frank Fiebich	2245	159	183	172	183	208	184	1089	181,50	3334	185,22	-65
10	12	8	CAN	Christopher Fernandez	2198	204	193	171	191	201	141	1101	183,50	3299	183,28	-100
11	5	7	BEL	Tim Vastmans	2253	175	152	201	170	164	175	1037	172,83	3290	182,78	-109
12	4	14	USA	Chris Detmore	2262	163	157	163	175	135	229	1022	170,33	3284	182,44	-115
13	13	12	ISR	Ron Pardo	2180	181	198	176	123	211	211	1100	183,33	3280	182,22	-119
14	11	13	GER	Timo Gloe	2212	204	210	156	190	174	120	1054	175,67	3266	181,44	-133
15	15	5	ENG	Steven Reid	2113	184	159	187	209	184	214	1137	189,50	3250	180,56	-149
16	17	17	RSA	Chayton Hall	2021	159	188	209	162	135	143	996	166,00	3017	167,61	-382
17	18	18	RSA	Dale Cassell	1932	158	122	158	140	141	162	881	146,83	2813	156,28	-586
18	19	19	RUS	Pavel Karpov	1796	135	142	133	94	137	128	769	128,17	2565	142,50	-834
19	20	20	RUS	Alexander Razin	1627	148	160	128	143	128	173	880	146,67	2507	139,28	-892
20	16	16	USA	Kevin Gilbert***	2088	DNF										
				*** withdraw due to shoulder injury												

						
<b>Boys round robin - results from all matches</b>						
<b>Game 1</b>	<b>Score</b>	<b>Bonus</b>		<b>Game 2</b>	<b>Score</b>	<b>Bonus</b>
Jyh-Wei Fang	246	10		Isao Yamamoto	173	0
Mike Schatteman	174	0		Masaaki Takemoto	178	10
Cheng-Yung Wu	189	0		Jyh-Wei Fang	221	10
Masaaki Takemoto	205	10		Yahav Rabin	139	0
Isao Yamamoto	192	10		Mike Schatteman	189	0
Yahav Rabin	190	0		Cheng-Yung Wu	215	10
<b>Game 3</b>	<b>Score</b>	<b>Bonus</b>		<b>Game 4</b>	<b>Score</b>	<b>Bonus</b>
Cheng-Yung Wu	216	10		Mike Schatteman	218	0
Jyh-Wei Fang	199	0		Yahav Rabin	232	10
Mike Schatteman	124	0		Masaaki Takemoto	182	10
Isao Yamamoto	194	10		Jyh-Wei Fang	161	0
Yahav Rabin	181	10		Cheng-Yung Wu	193	10
Masaaki Takemoto	165	0		Isao Yamamoto	182	0
<b>Game 5</b>	<b>Score</b>	<b>Bonus</b>		<b>Position Round</b>	<b>Score</b>	<b>Bonus</b>
Jyh-Wei Fang	227	0		Jyh-Wei Fang	226	10
Isao Yamamoto	239	10		Cheng-Yung Wu	194	0
Yahav Rabin	182	0		Isao Yamamoto	193	0
Cheng-Yung Wu	194	10		Masaaki Takemoto	226	10
Masaaki Takemoto	185	10		Yahav Rabin	178	10
Mike Schatteman	160	0		Mike Schatteman	175	0

 <b>Boys round robin - Standing after 6 games</b>																		
4. Rd	3. Rd	2. Rd	1. Rd	NAT	Name	G1	G2	G3	G4	G5	G6	Total	Avg.	W	L	T	Bonus	Total
1	1	2	2	TPE	Jyh-Wei Fang	246	221	199	161	227	226	1280	213,33	3	3	0	30	1310
2	4	10	10	TPE	Cheng-Yung Wu	189	215	216	193	194	194	1201	200,17	4	2	0	40	1241
3	5	6	15	JPN	Isao Yamamoto	192	173	194	182	239	193	1173	195,50	3	3	0	30	1203
4	3	3	6	JPN	Masaaki Takemoto	205	178	165	182	185	226	1141	190,17	5	1	0	50	1191
5	6	9	3	ISR	Yahav Rabin	190	139	181	232	182	178	1102	183,67	3	3	0	30	1132
6	2	1	1	BEL	Mike Schatteman	174	189	124	218	160	175	1040	173,33	0	6	0	0	1040



## Boys stepladder final

No. 3 vs. No 2	Nat	Score
Cheng-Yung Wu	TPE	196
Isao Yamamoto	JPN	212

Winner vs. No 1	Nat	Score
Jyh-Wei Fang	TPE	210
Isao Yamamoto	JPN	245