


8th WTBA WORLD TENPIN BOWLING YOUTH CHAMPIONSHIPS
JULY 28 - AUGUST 8, 2004 CENTRAL LANES BOWLING CENTER, TAMUNING, GUAM

Hosted by: **GUAM BOWLING CONGRESS**, PMB 219, 1270 N. Marine Drive, Suite 101, Tamuning, Guam 96913
 Tel.: 1-671-646-9081 Fax: 1-671-646-5986 E-mail: guambowling@udctan.com



SINGLES EVENT - FEMALE DIVISION

STANDING	FULL NAME	PLAYER		GAMES						TOTAL	GAMES	SINGLES
		ID NO.	COUNTRY	1	2	3	4	5	6	PINFALLS	PLAYED	AVERAGE
1	KANG, HYUN-JIN	283	KOREA	219	191	214	202	224	192	1242	6	207.00
2	HUI YANG, TAY	301	SINGAPORE	176	221	179	204	235	213	1228	6	204.67
3	KWANG TIEN MEI, MICHELLE	302	SINGAPORE	192	213	202	219	178	207	1211	6	201.83
4	HWANG, SUN-OK	282	KOREA	200	200	206	216	172	214	1208	6	201.33
5	JOHNSTON, CLAIR	253	AUSTRALIA	193	206	250	178	155	223	1205	6	200.83
6	MAKELA, MINNA	272	FINLAND	222	169	204	173	203	232	1203	6	200.50
7	PETRICK, JENNIFER	315	USA	214	227	157	243	166	191	1198	6	199.67
8	LOMELI, ILIANA	292	MEXICO	175	231	217	159	215	190	1187	6	197.83
9	SANDHAM, OLIVIA D.	316	USA	232	203	213	145	211	182	1186	6	197.67
10	NATION, STEPHANIE L.	314	USA	179	210	184	213	175	222	1183	6	197.17
11	GO, SHEENA	294	PHILIPPINES	193	156	216	225	173	213	1176	6	196.00
12	ALFREDSSON, DIANA	309	SWEDEN	166	225	132	184	230	237	1174	6	195.67
13	ABRANTES, CHECHE	293	PHILIPPINES	187	191	180	210	223	180	1171	6	195.17
13	WONG, FELICIA	258	CANADA	175	171	170	206	250	199	1171	6	195.17
15	ALLSEBROOK, JOANNE	267	ENGLAND	178	192	199	206	205	190	1170	6	195.00
15	STAUDINGER, CASSIE	254	AUSTRALIA	215	216	144	194	192	209	1170	6	195.00
17	AZIELA, ZANDRA	285	MALAYSIA	199	208	204	205	183	168	1167	6	194.50
18	MANDAPAT, FELYMAR	274	GUAM	199	157	212	212	206	179	1165	6	194.17
19	HALPRIN, MICHELLE	252	AUSTRALIA	238	179	177	179	178	210	1161	6	193.50
20	SATOH, KAZUMI	279	JAPAN	202	177	183	223	177	194	1156	6	192.67
21	WANG, YA-TING	262	CHINESE TAIPEI	188	202	213	193	191	167	1154	6	192.33
22	GONGORA, SANDRA	291	MEXICO	185	214	144	154	257	199	1153	6	192.17
22	KAWAMURA, MIHORO	278	JAPAN	178	180	195	192	221	187	1153	6	192.17
24	CHEN, KUAN-TING	259	CHINESE TAIPEI	214	148	254	190	178	166	1150	6	191.67
24	LARSEN, REBECCA	311	SWEDEN	221	200	145	201	201	182	1150	6	191.67

26	CHEAH, ESTHER	286	MALAYSIA	175	166	228	192	212	176	1149	6	191.50
27	ALVARADO, DANIELA	289	MEXICO	190	200	190	180	167	210	1137	6	189.50
28	LAGRANGE, CAROLINE	255	CANADA	223	171	188	173	155	223	1133	6	188.83
29	CHOI, JIN-A	281	KOREA	203	196	180	202	168	183	1132	6	188.67
30	LIU, HSIAO-YING	260	CHINESE TAIPEI	210	198	220	167	174	159	1128	6	188.00
31	KEMPPAINEN, TUULA	271	FINLAND	195	181	197	191	158	202	1124	6	187.33
32	CHOY, POH LAI	287	MALAYSIA	131	207	183	178	187	223	1109	6	184.83
33	CAMPA, LIZBETH	290	MEXICO	162	160	209	218	172	174	1095	6	182.50
34	ALVAREZ, ESTHER FANCYS	317	VENEZUELA	187	241	164	151	177	173	1093	6	182.17
35	SOFKOVA, VICTORIA	312	SWEDEN	215	178	166	160	199	172	1090	6	181.67
36	FLANAGAN, JAYDE	251	AUSTRALIA	191	176	187	160	174	198	1086	6	181.00
37	PINTO, CARMELA DJ F.	320	VENEZUELA	188	200	163	174	178	182	1085	6	180.83
38	IVORY, LAURA	268	ENGLAND	159	188	135	189	192	221	1084	6	180.67
39	TAN SHI HUA, JAZREEL	304	SINGAPORE	146	170	184	205	177	201	1083	6	180.50
40	ARANDIA, OLGA VANESSA	318	VENEZUELA	179	190	198	137	180	196	1080	6	180.00

[First](#) [Previous](#) [Next](#) [Last](#)



8th WTBA WORLD TENPIN BOWLING YOUTH CHAMPIONSHIPS
JULY 28 - AUGUST 8, 2004 CENTRAL LANES BOWLING CENTER, TAMUNING, GUAM

Hosted by: **GUAM BOWLING CONGRESS**, PMB 219, 1270 N. Marine Drive, Suite 101, Tamuning, Guam 96913
 Tel.: 1-671-646-9081 Fax: 1-671-646-5986 E-mail: guambowling@udctan.com



SINGLES EVENT - FEMALE DIVISION

STANDING	FULL NAME	PLAYER		GAMES						TOTAL	GAMES	SINGLES
		ID NO.	COUNTRY	1	2	3	4	5	6	PINFALLS	PLAYED	AVERAGE
41	TORO, SASHA MARIE L.	300	PUERTO RICO	180	192	178	172	179	175	1076	6	179.33
42	FERNANDEZ, JESSICA M.S.	297	PUERTO RICO	175	211	186	177	159	167	1075	6	179.17
43	GLENDERT, MALIN	310	SWEDEN	187	195	185	183	146	171	1067	6	177.83
44	LEE, JIN-A	284	KOREA	189	126	203	182	166	197	1063	6	177.17
45	LEGAULT, MELISSA	256	CANADA	157	189	183	155	172	205	1061	6	176.83
45	SMITH, JEMMA	269	ENGLAND	193	132	211	181	187	157	1061	6	176.83
47	LOTHERINGEN, ROXANNE	307	SOUTH AFRICA	191	175	209	149	154	179	1057	6	176.17
48	MANNS, ANITA	313	USA	195	156	192	132	194	187	1056	6	176.00
49	VAN DER MERWE, JOLENE	308	SOUTH AFRICA	165	172	176	221	160	160	1054	6	175.67
50	DU PISANI, ANNELIZE	306	SOUTH AFRICA	169	159	176	182	196	171	1053	6	175.50
51	INOUE, MIA	277	JAPAN	138	213	177	214	150	160	1052	6	175.33
52	LAM, ELAINE	288	MALAYSIA	165	167	163	170	199	185	1049	6	174.83
52	ONG, SHE NA	303	SINGAPORE	170	158	186	179	182	174	1049	6	174.83
54	POSADAS, APPLE	296	PHILIPPINES	181	151	196	190	189	135	1042	6	173.67
55	QUINN, ERIN	257	CANADA	187	177	143	148	185	185	1025	6	170.83
56	TOWERSEY, HOLLY	270	ENGLAND	154	194	185	159	163	165	1020	6	170.00
57	TOTSUKA, RIE	280	JAPAN	153	188	145	173	211	141	1011	6	168.50
58	BESTIT, ENY ALEXANDRIA D.	319	VENEZUELA	163	147	168	196	170	165	1009	6	168.17
59	LOPEZ, K-ANN	295	PHILIPPINES	171	154	164	164	161	174	988	6	164.67
60	KIANES, CHESIL C.	298	PUERTO RICO	180	156	166	159	168	157	986	6	164.33
61	DE KLERK, CANDICE	305	SOUTH AFRICA	200	157	186	136	166	126	971	6	161.83
62	WANG, TING-WEN	261	CHINESE TAIPEI	127	183	154	135	216	146	961	6	160.17
63	RODRIGUEZ, HULDALIZ B.	299	PUERTO RICO	162	150	125	176	167	162	942	6	157.00
64	SAN NICOLAS, TELIANN	276	GUAM	185	154	135	125	131	200	930	6	155.00
65	CATBAGAN, CHERRYLYN	273	GUAM	133	165	147	173	117	192	927	6	154.50

66	PONCE, TIFFANY	275	GUAM	137	133	133	145	90	124	762	6	127.00
67	1, PACER	P01	PACER							0	0	0.00
67	2, PACER	P02	PACER							0	0	0.00
67	3, PACER	P03	PACER							0	0	0.00
67	4, PACER	P04	PACER							0	0	0.00
67	5, PACER	P05	PACER							0	0	0.00
67	6, PACER	P06	PACER							0	0	0.00

[First](#) [Previous](#) [Next](#) [Last](#)



8th WTBA WORLD TENPIN BOWLING YOUTH CHAMPIONSHIPS

JULY 28 - AUGUST 8, 2004 CENTRAL LANES BOWLING CENTER, TAMUNING, GUAM

Hosted by: GUAM BOWLING CONGRESS, PMB 219, 1270 N. Marine Drive, Suite 101, Tamuning, Guam 96913
Tel.: 1-671-646-9081 Fax: 1-671-646-5986 E-mail: guambowling@udctan.com



SINGLES EVENT - MALE DIVISION

STANDING	FULL NAME	PLAYER		GAMES						TOTAL PINFALLS	GAMES PLAYED	SINGLES AVERAGE
		ID NO.	COUNTRY	1	2	3	4	5	6			
1	BELMONTE, JASON	101	AUSTRALIA	212	269	181	228	168	258	1316	6	219.33
2	STOTT, PAUL	142	IRELAND	189	203	173	257	211	213	1246	6	207.67
3	O'SULLIVAN, DAVID R	208	USA	222	202	185	187	169	276	1241	6	206.83
4	WU, HAO-MING	114	CHINESE TAIPEI	258	175	199	194	208	202	1236	6	206.00
5	CHA, JI-HYUN	147	KOREA	249	220	168	245	179	170	1231	6	205.17
5	YLITALO, MIKKO	130	FINLAND	197	187	203	200	237	207	1231	6	205.17
7	YOSHINAO, MASATOKI	143	JAPAN	225	214	210	136	234	209	1228	6	204.67
8	CHEW, FAIZAL	183	SINGAPORE	182	175	220	207	201	238	1223	6	203.83
9	ANG, ADRIAN	155	MALAYSIA	194	207	221	190	221	184	1217	6	202.83
10	ANDERSSON, ROBERT	193	SWEDEN	226	158	190	226	204	212	1216	6	202.67
11	WU, SIU HONG	138	HONGKONG	217	213	191	203	208	178	1210	6	201.67
12	CHOE, BOK-EUM	148	KOREA	181	198	196	177	220	233	1205	6	200.83
13	HABIB, MOHAMED HUSSEIN	153	KUWAIT	229	184	196	168	253	172	1202	6	200.33
14	TSENG, ERIC TAK HIN	137	HONGKONG	191	222	148	173	245	211	1190	6	198.33
15	BIEHL, JOAKIM	194	SWEDEN	171	211	185	188	187	241	1183	6	197.17
15	YAMASHITA, TOMOKATSU	146	JAPAN	209	198	170	235	190	181	1183	6	197.17
17	ZHONG, LIM	186	SINGAPORE	204	206	205	196	181	189	1181	6	196.83
18	AL ALI, MOHAMED A. R.	201	UNITED ARAB EMIRATES	200	183	218	171	205	198	1175	6	195.83
18	HERRBACH, CLAY	206	USA	198	260	216	152	191	158	1175	6	195.83
20	LEAN, JARROD	102	AUSTRALIA	143	183	246	211	204	187	1174	6	195.67
21	KEMPPAINEN, JOUNI	196	SWEDEN	187	183	223	179	211	188	1171	6	195.17
22	O'CONNOR, STEPHEN	140	IRELAND	172	241	200	149	227	181	1170	6	195.00
23	LARPAPHARAT, YANNAPHON	197	THAILAND	182	212	178	191	191	214	1168	6	194.67
23	RODRIGUEZ, CESAR	212	VENEZUELA	163	202	183	232	177	211	1168	6	194.67
25	KO, SUK-HWAN	149	KOREA	178	246	205	179	177	179	1164	6	194.00

26	HUOLMAN, JOONAS	127	FINLAND	162	178	198	234	199	192	1163	6	193.83
26	KING, WARREN L.	189	SOUTH AFRICA	161	178	165	201	243	215	1163	6	193.83
28	BUFFA, MARK	107	CANADA	194	142	214	243	206	161	1160	6	193.33
29	KANOLD, MIKAEL	195	SWEDEN	196	188	233	203	181	158	1159	6	193.17
30	VALIERES, MATHIEU	110	CANADA	191	174	182	209	179	223	1158	6	193.00
31	ARDIN, ANDRAUNICK SIMOUNET	167	PUERTO RICO	200	175	224	203	180	174	1156	6	192.67
32	YAMAMOTO, ISAO	145	JAPAN	202	197	184	167	194	209	1153	6	192.17
33	CHANG, CHAN-CHIH	111	CHINESE TAIPEI	198	183	195	194	179	203	1152	6	192.00
34	TAKAHASHI, TOSHIHIKO	144	JAPAN	221	182	193	211	193	151	1151	6	191.83
34	TOLONEN, SAMI	129	FINLAND	210	165	179	210	191	196	1151	6	191.83
36	AL DUBYAN, KHALED	154	KUWAIT	217	195	201	187	177	173	1150	6	191.67
37	AHMED, AL KUWARI	172	QATAR	179	218	166	190	233	161	1147	6	191.17
37	PARK, SANG-PIL	150	KOREA	179	175	207	171	219	196	1147	6	191.17
39	FERNANDEZ, CHRIS	108	CANADA	177	225	203	175	194	171	1145	6	190.83
39	TEE, MARKWIN	165	PHILIPPINES	212	200	184	192	174	183	1145	6	190.83
41	NAVA, PEDRO FELIPE	161	MEXICO	171	176	176	191	243	187	1144	6	190.67
42	ZULKIFLI, ZULMAZRAN	158	MALAYSIA	190	232	200	188	148	185	1143	6	190.50
43	MEDINA, RAFAEL	211	VENEZUELA	166	174	236	175	203	188	1142	6	190.33
44	AL ZAABI, OBAID IBRAHIM	204	UNITED ARAB EMIRATES	204	194	206	197	158	182	1141	6	190.17
45	NADRI, MOHD	157	MALAYSIA	200	153	219	164	170	234	1140	6	190.00
45	PRATS, ALEJANDRO	121	DOMINICAN REPUBLIC	199	223	142	188	210	178	1140	6	190.00
47	DUENAS, JONATHAN	133	GUAM	167	177	201	189	203	202	1139	6	189.83
48	WILLIAMS, STUART	126	ENGLAND	195	128	221	195	199	200	1138	6	189.67
49	CALVO, ENRIQUE	160	MEXICO	174	222	175	197	163	203	1134	6	189.00
50	SANCHEZ, MARCOS PEREZ	192	SPAIN	184	187	180	188	203	190	1132	6	188.67
50	TUPAZ, JON CARLO	166	PHILIPPINES	179	190	226	155	192	190	1132	6	188.67
52	CHENG, HSING-CHAO	112	CHINESE TAIPEI	188	202	192	168	180	200	1130	6	188.33
52	HAGGERTY, PATRICK J	205	USA	200	164	210	142	225	189	1130	6	188.33

[First](#) [Previous](#) [Next](#) [Last](#)



8th WTBA WORLD TENPIN BOWLING YOUTH CHAMPIONSHIPS

JULY 28 - AUGUST 8, 2004 CENTRAL LANES BOWLING CENTER, TAMUNING, GUAM

Hosted by: GUAM BOWLING CONGRESS, PMB 219, 1270 N. Marine Drive, Suite 101, Tamuning, Guam 96913
Tel.: 1-671-646-9081 Fax: 1-671-646-5986 E-mail: guambowling@udctan.com



SINGLES EVENT - MALE DIVISION

STANDING	FULL NAME	PLAYER		GAMES						TOTAL PINFALLS	GAMES PLAYED	SINGLES AVERAGE
		ID NO.	COUNTRY	1	2	3	4	5	6			
52	KUNAKSORN, SITTHIPHON	198	THAILAND	164	171	207	202	198	188	1130	6	188.33
55	CASSEL, DALE	187	SOUTH AFRICA	199	190	201	209	165	165	1129	6	188.17
56	SOTRES, FERNANDO	162	MEXICO	204	188	157	183	203	192	1127	6	187.83
57	AL SHAIK, BADER ABDULLA	179	SAUDI ARABIA	251	216	144	158	183	174	1126	6	187.67
58	PALERMAA, OSKU	128	FINLAND	152	171	227	202	198	175	1125	6	187.50
59	RICHARDS, VICTOR JR	122	DOMINICAN REPUBLIC	176	167	216	182	179	199	1119	6	186.50
60	FAHAD, AL EMADI	173	QATAR	177	176	178	192	174	221	1118	6	186.33
60	KONG, AARON	156	MALAYSIA	179	165	200	212	173	189	1118	6	186.33
62	HERNANDEZ, MIGUEL JOSE DIAZ	168	PUERTO RICO	170	202	192	138	193	221	1116	6	186.00
63	AL ZAIDAN, MOHAMED	152	KUWAIT	203	177	189	154	208	184	1115	6	185.83
64	AL ZAROUNI, MARWAN ISMAIL	203	UNITED ARAB EMIRATES	191	188	212	156	179	184	1110	6	185.00
65	MODH, AL MANNAI	174	QATAR	195	198	207	161	159	184	1104	6	184.00
65	VATCHARAPONG, PUMIWAT	200	THAILAND	223	197	178	171	146	189	1104	6	184.00
67	AL ENZI, BASEL	151	KUWAIT	199	197	165	151	205	180	1097	6	182.83
68	LOUW, FRANCOIS	190	SOUTH AFRICA	161	234	206	194	146	155	1096	6	182.67
69	ZAPANTA, RUSELLE	178	SAIPAN	168	197	215	194	172	148	1094	6	182.33
70	MURRAY, AARON S	207	USA	180	173	204	170	168	198	1093	6	182.17
71	QUALISCHEFSKI, BRANDON	104	AUSTRALIA	190	171	167	153	205	205	1091	6	181.83
72	ADA, JOHN JOHN	131	GUAM	236	155	130	176	190	202	1089	6	181.50
73	DIOMEDE, JORGE GUEDEZ	209	VENEZUELA	174	179	172	195	184	184	1088	6	181.33
74	HUANG, TENG-WEI	113	CHINESE TAIPEI	178	160	170	171	187	220	1086	6	181.00
75	HAYNE, RYAN	188	SOUTH AFRICA	190	165	197	170	162	193	1077	6	179.50
76	ZAPANTA, RAYMOND	177	SAIPAN	193	141	170	186	168	212	1070	6	178.33
77	DEVLIN, LEON	124	ENGLAND	183	211	171	162	160	180	1067	6	177.83
78	ROSE, TYE	109	CANADA	184	167	196	126	211	175	1059	6	176.50

79	ONG, FREDERICK	164	PHILIPPINES	217	176	166	186	121	191	1057	6	176.17
80	CASTRO, JD	132	GUAM	131	182	223	204	146	167	1053	6	175.50
81	O'BRIEN, MATTHEW	103	AUSTRALIA	215	155	173	155	178	176	1052	6	175.33
82	CABALLERO, MELVIN OCANDO	191	SPAIN	183	226	151	180	143	166	1049	6	174.83
82	ISSA, AL BADER	171	QATAR	190	153	190	199	146	171	1049	6	174.83
82	ONG, STANLEY	185	SINGAPORE	175	181	203	173	148	169	1049	6	174.83
85	AL ATTAR, MAHMOOD AHMED	202	UNITED ARAB EMIRATES	150	145	152	224	184	191	1046	6	174.33
86	AL SHAIK, HASSAN ABDULLAH	182	SAUDI ARABIA	153	215	200	177	164	133	1042	6	173.67
87	FERREIRA, JOSE	210	VENEZUELA	172	161	176	182	190	157	1038	6	173.00
88	KENDALL, ROBERT	125	ENGLAND	158	151	193	187	141	205	1035	6	172.50
89	CARTAGENA GARCIA, CHRISTIAN	119	DOMINICAN REPUBLIC	171	193	194	149	174	152	1033	6	172.17
90	NG, RICK KWUN TING	136	HONGKONG	169	222	189	164	150	137	1031	6	171.83
91	CROKE, SEAN	123	ENGLAND	148	169	171	181	177	183	1029	6	171.50
91	YUNQUE, MIGUEL ANGEL GUZMAN	170	PUERTO RICO	179	173	153	176	134	214	1029	6	171.50
93	ELLIOTT, AARON	134	GUAM	178	178	170	171	167	164	1028	6	171.33
94	HAMDI, MISHAL HASSAN	180	SAUDI ARABIA	182	173	175	154	163	178	1025	6	170.83
95	ANGELES, RAYMOND	175	SAIPAN	184	155	166	195	133	187	1020	6	170.00
95	CANDANO, DIEGO	163	PHILIPPINES	223	170	143	137	157	190	1020	6	170.00
97	FITZGERALD, KEVIN	139	IRELAND	147	160	177	181	178	166	1009	6	168.17
98	ANG, OMAR DAVID	159	MEXICO	162	148	181	132	206	162	991	6	165.17
99	CHAMROONROT, NAPAT	199	THAILAND	134	179	177	193	150	155	988	6	164.67
100	JURAIFANI, FAISAL IBRAHIM	181	SAUDI ARABIA	158	145	167	210	144	160	984	6	164.00
101	O'HANRAHAN, BARRY	141	IRELAND	192	168	180	121	150	142	953	6	158.83
102	ORTIZ, DANIEL ANGEL RODRIGUEZ	169	PUERTO RICO	110	148	172	125	206	189	950	6	158.33
103	KWAN, MAX YUEN WAI	135	HONGKONG	174	169	121	136	166	167	933	6	155.50
104	CHEW, HELIM	184	SINGAPORE	138	153	158	173	139	167	928	6	154.67
105	PANGELINAN, LEONARD	176	SAIPAN	160	147	144	160	155	151	917	6	152.83
106	1, PACER	P01	PACER							0	0	0.00
106	2, PACER	P02	PACER							0	0	0.00
106	3, PACER	P03	PACER							0	0	0.00
106	4, PACER	P04	PACER							0	0	0.00
106	5, PACER	P05	PACER							0	0	0.00
106	6, PACER	P06	PACER							0	0	0.00
106	7, PACER	P07	PACER							0	0	0.00

[First](#) [Previous](#) [Next](#) [Last](#)

Stand ing	Doubles Team	Player Pos. No.	Player Full Name	Player ID No	Country	G A M E S						Individual	
						1	2	3	4	5	6	Total	Average
1	FD18	1	SANDRA GONGORA	291	MEXICO	215	224	243	232	165	236	1315	219.17
		2	ILIANA LOMEU	292	MEXICO	213	199	180	185	197	177	1151	191.83
	Team Total						428	423	423	417	362	413	2466
2	FD29	1	JENNIFER PETRICK	315	USA	247	201	235	225	202	178	1288	214.67
		2	STEPHANIE L. NATION	314	USA	221	161	185	193	183	185	1128	188.00
	Team Total						468	362	420	418	385	363	2416
3	FD31	1	ESTHER FANCYS ALVAREZ	317	VE NEZUELA	166	207	214	203	183	199	1172	195.33
		2	OLGA VANESSA ARANDIA	318	VE NEZUELA	216	182	208	188	202	178	1174	195.67
	Team Total						382	389	422	391	385	377	2346
4	FD30	1	ANITA MANNS	313	USA	190	207	202	202	215	206	1222	203.67
		2	OLIVIA D. SANDHAM	316	USA	185	172	181	184	238	158	1116	186.00
	Team Total						375	379	383	386	451	364	2338
5	FD14	1	JIN-A CHOI	281	KOREA	212	213	194	170	180	234	1203	200.50
		2	SUN-OK HWANG	282	KOREA	213	167	186	170	196	198	1130	188.33
	Team Total						425	380	380	340	376	432	2333
6	FD03	1	ERIN QUINN	257	CANADA	237	162	214	210	165	203	1191	198.50
		1	MELISSA LEGAULT	256	CANADA	174	165	183	212	200	204	1138	189.67
	Team Total						411	327	397	422	365	407	2329
7	FD09	1	TUULA KEMPPAINEN	271	FINLAND	180	216	222	178	167	205	1168	194.67
		2	MINNA MAKELA	272	FINLAND	210	153	195	232	182	185	1158	193.00
	Team Total						390	369	418	410	349	390	2326
8	FD19	1	K-ANN LOPEZ	295	PHILIPPINES	138	139	180	131	187	181	956	159.33
		2	APPLE POSADAS	296	PHILIPPINES	200	194	257	230	228	254	1361	226.83
	Team Total						338	333	437	361	413	435	2317
9	FD34	1	KAZUMI SATOH	279	JAPAN	199	212	195	154	180	165	1105	184.17
		2	MIHORO KAWAMURA	278	JAPAN	226	222	194	209	187	172	1210	201.67
	Team Total						425	434	389	363	367	337	2315
10	FD32	1	ENY ALEXANDRIA D. BESTIT	319	VE NEZUELA	181	168	165	166	219	236	1135	189.17
		2	CARMELA DJ F. PINTO	320	VE NEZUELA	156	224	200	185	212	199	1176	196.00
	Team Total						337	392	365	351	431	435	2311
11	FD20	1	SHEENA GO	294	PHILIPPINES	155	203	191	181	168	223	1121	186.83
		2	CHECHE ABRAN TES	293	PHILIPPINES	197	176	210	219	180	202	1184	197.33
	Team Total						352	379	401	400	348	425	2305
12	FD13	1	JIN-A LEE	284	KOREA	167	143	183	197	213	208	1111	185.17
		2	HYUN-JIN KANG	283	KOREA	198	176	176	222	212	207	1191	198.50
	Team Total						365	319	359	419	425	415	2302
12	FD24	1	SHE NA ONG	303	SIN GAPORE	242	178	202	183	189	183	1177	196.17
		2	JAZREEL TAN SHI HUA	304	SIN GAPORE	178	178	202	172	195	200	1125	187.50
	Team Total						420	356	404	355	384	383	2302
14	FD01	1	CASSIE STAUDINGER	254	AUSTRALIA	244	169	214	173	177	204	1181	196.83
		2	MICHELLE HALPRIN	252	AUSTRALIA	150	210	209	194	182	165	1110	185.00
	Team Total						394	379	423	367	359	369	2291
15	FD06	1	HSIAO-YING LIU	260	CHINESE TAIPEI	218	171	183	180	216	179	1147	191.17
		2	TING-WEN WANG	261	CHINESE TAIPEI	216	150	225	189	145	213	1138	189.67
	Team Total						434	321	408	369	361	392	2285
16	FD11	1	CHERRYLYN CATBAGAN	273	GUAM	154	175	211	168	187	182	1077	179.50
		2	FELYMAR MANDAPAT	274	GUAM	171	208	190	196	223	212	1200	200.00
	Team Total						325	383	401	364	410	394	2277
17	FD17	1	DANIELA ALVARADO	289	MEXICO	182	169	170	182	202	220	1125	187.50
		2	LIZBETH CAMPA	290	MEXICO	197	210	182	148	185	221	1143	190.50
	Team Total						379	379	352	330	387	441	2268
18	FD04	2	FELICIA WONG	258	CANADA	181	212	154	175	167	170	1039	173.17
		2	CAROLINE LAGRANGE	255	CANADA	216	164	181	236	206	217	1220	203.33
	Team Total						377	376	335	411	373	387	2259

[First](#) [Previous](#) [Next](#) [Last](#)

Stand ing	Doubles Team	Player		Player ID No	Country	G A M E S						Individual	
		Pos. No.	Full Name			1	2	3	4	5	6	Total	Average
19	FD23	1	TAY HUIYIANG	301	SIN GAPORE	166	191	244	195	190	193	1179	196.50
		2	MICHELLE KWANG TIEN MEI	302	SIN GAPORE	175	165	154	202	186	191	1073	178.83
		<i>Team Total</i>				341	356	398	397	376	384	2252	
19	FD27	1	DIANA ALFREDSSON	309	SWEDEN	182	162	170	229	198	185	1126	187.67
		2	MALIN GLENDERT	310	SWEDEN	200	188	145	198	224	171	1126	187.67
		<i>Team Total</i>				382	350	315	427	422	356	2252	
21	FD02	1	JAYDE FLANAGAN	251	AUSTRALIA	163	196	207	181	197	203	1147	191.17
		2	CLAIR JOHNSTON	253	AUSTRALIA	192	182	209	161	189	159	1092	182.00
		<i>Team Total</i>				355	378	416	342	386	362	2239	
22	FD28	1	REBECKA LARSEN	311	SWEDEN	167	190	167	209	168	163	1064	177.33
		2	VICTORIA SOFKOVA	312	SWEDEN	221	216	196	195	169	177	1174	195.67
		<i>Team Total</i>				388	406	363	404	337	340	2238	
23	FD21	1	SASHA MARIE L. TORO	300	PUERTO RICO	227	203	203	155	182	181	1151	191.83
		2	JESSICA M.S. FERNANDEZ	297	PUERTO RICO	180	188	193	156	195	143	1055	175.83
		<i>Team Total</i>				407	391	396	311	377	324	2206	
24	FD08	1	HOLLY TOWERSEY	270	ENGLAND	205	195	189	165	194	187	1135	189.17
		2	JEMMA SMITH	269	ENGLAND	149	168	199	177	206	169	1068	178.00
		<i>Team Total</i>				354	363	388	342	400	356	2203	
25	FD05	1	YA-TING WANG	262	CHINESE TAIPEI	208	192	184	172	221	211	1188	198.00
		2	KUAN-TING CHEN	259	CHINESE TAIPEI	135	159	155	204	177	178	1008	168.00
		<i>Team Total</i>				343	351	339	376	398	389	2196	
26	FD25	1	ROXANNE LOTHERINGEN	307	SOUTH AFRICA	172	188	192	221	143	136	1052	175.33
		2	ANNELZE DU PISANI	306	SOUTH AFRICA	192	199	191	180	172	196	1130	188.33
		<i>Team Total</i>				364	387	383	401	315	332	2182	
27	FD15	1	ELAINE LAM	288	MALAYSIA	233	189	195	180	171	176	1144	190.67
		2	ZANDRA AZIELA	285	MALAYSIA	203	182	162	166	176	144	1033	172.17
		<i>Team Total</i>				436	371	357	346	347	320	2177	
28	FD16	1	ESTHER CHEAH	286	MALAYSIA	186	182	173	178	161	190	1070	178.33
		2	POH LAI CHOY	287	MALAYSIA	180	196	190	183	189	158	1096	182.67
		<i>Team Total</i>				366	378	363	361	350	348	2166	
29	FD12	1	RIE TOTSUKA	280	JAPAN	215	164	166	160	183	190	1078	179.67
		2	MIA INOUE	277	JAPAN	170	153	208	159	195	135	1020	170.00
		<i>Team Total</i>				385	317	374	319	378	325	2098	
30	FD22	1	CHESIL C. KANES	298	PUERTO RICO	190	182	193	137	164	169	1035	172.50
		2	HULDALZ B. RODRIGUEZ	299	PUERTO RICO	177	165	173	168	172	182	1037	172.83
		<i>Team Total</i>				367	347	366	305	336	351	2072	
31	FD07	1	LAURA IVORY	268	ENGLAND	179	180	166	161	181	176	1043	173.83
		2	JOANNE ALLSEBROOK	267	ENGLAND	161	167	178	173	187	159	1025	170.83
		<i>Team Total</i>				340	347	344	334	368	335	2068	
32	FD26	1	CANDICE DE KLERK	305	SOUTH AFRICA	193	209	180	135	189	136	1042	173.67
		2	JOLENE VAN DER MERWE	308	SOUTH AFRICA	151	159	161	138	166	174	949	158.17
		<i>Team Total</i>				344	368	341	273	355	310	1991	
33	FD10	1	TIFFANY PONCE	275	GUAM	179	133	113	123	113	141	802	133.67
		2	TELIANN SAN NICOLAS	276	GUAM	168	106	126	170	115	173	858	143.00
		<i>Team Total</i>				347	239	239	293	228	314	1660	
34	FD33	0	PACER 2	P02	PACER	0	0	0	0	0	0	0	0.00
		0	PACER 1	P01	PACER	0	0	0	0	0	0	0	0.00
		<i>Team Total</i>				0	0	0	0	0	0	0	
34	FD35	0	PACER 4	P04	PACER	0	0	0	0	0	0	0	0.00
		0	PACER 3	P03	PACER	0	0	0	0	0	0	0	0.00
		<i>Team Total</i>				0	0	0	0	0	0	0	

[First](#) [Previous](#) [Next](#) [Last](#)

Stand ing	Doubles Team	Player		Player ID No	Country	G A M E S						Individual	
		Pos. No.	Full Name			1	2	3	4	5	6	Total	Average
1	MD44	1	ROBERT ANDERSSON	193	SWEDEN	234	192	219	287	217	237	1386	231.00
		2	MIKAEL KANOLD	195	SWEDEN	228	163	221	191	213	197	1213	202.17
		<i>Team Total</i>		462	355	440	478	430	434	2599			
2	MD60	1	CLAY HERRBACH	206	USA	221	185	216	207	205	235	1289	211.50
		2	PATRICK J HAGGERTY	205	USA	200	257	233	237	183	189	1279	213.17
		<i>Team Total</i>		421	442	449	444	388	404	2548			
3	MD19	1	ISAO YAMAMOTO	145	JAPAN	209	247	246	155	268	188	1313	218.83
		2	TOSHIHIKO TAKAHASHI	144	JAPAN	172	197	197	199	213	204	1182	197.00
		<i>Team Total</i>		381	444	443	354	481	392	2495			
4	MD10	1	LEON DEVLIN	124	ENGLAND	234	181	147	172	289	226	1229	204.83
		2	STUART WILLIAMS	126	ENGLAND	189	198	205	215	254	214	1255	209.17
		<i>Team Total</i>		403	379	352	387	523	440	2484			
5	MD12	1	JONNAS HUOLMAN	127	FINLAND	190	190	172	173	203	254	1182	197.00
		2	OSKU PALERMAA	128	FINLAND	194	199	206	211	279	202	1291	215.17
		<i>Team Total</i>		384	389	378	384	482	456	2473			
6	MD37	1	BADER ABDULLA AL SHAIK	179	SAUDI ARABIA	203	171	188	172	225	212	1171	195.17
		2	MISHAL HASSAN HAMDI	180	SAUDI ARABIA	243	222	226	234	171	202	1298	218.33
		<i>Team Total</i>		446	393	414	406	396	414	2469			
7	MD01	1	JARROD LEAN	102	AUSTRALIA	194	155	203	227	210	186	1175	195.83
		2	JASON BELMONTE	101	AUSTRALIA	183	151	192	238	265	252	1281	213.50
		<i>Team Total</i>		377	306	395	465	475	438	2456			
8	MD61	1	AARON S MURRAY	207	USA	171	196	195	215	189	189	1155	192.50
		2	DAVID R O'SULLIVAN	208	USA	198	228	182	246	235	208	1297	216.17
		<i>Team Total</i>		369	424	377	461	424	397	2452			
9	MD14	1	AARON ELLIOTT	134	GUAM	187	234	183	179	205	197	1185	197.50
		2	JONATHAN DUENAS	133	GUAM	192	206	211	215	202	223	1249	208.17
		<i>Team Total</i>		379	440	394	394	407	420	2434			
10	MD25	1	AARON KONG	158	MALAYSIA	214	192	168	183	165	181	1103	183.83
		2	ZULMAZRAN ZULKIFLI	158	MALAYSIA	234	257	238	203	165	231	1328	221.33
		<i>Team Total</i>		448	449	406	386	330	412	2431			
11	MD62	1	JOSE FERREIRA	210	VENEZUELA	177	171	181	200	240	221	1190	198.33
		2	JORGE GUEDEZ DIOMEDE	209	VENEZUELA	202	184	175	224	238	217	1240	206.67
		<i>Team Total</i>		379	355	356	424	478	438	2430			
11	MD63	1	CESAR RODRIGUEZ	212	VENEZUELA	190	183	192	203	204	212	1184	197.33
		2	RAFAEL MEDINA	211	VENEZUELA	174	218	198	243	218	195	1246	207.67
		<i>Team Total</i>		364	401	390	446	422	407	2430			
13	MD40	1	STANLEY ONG	185	SINGAPORE	151	216	220	160	269	174	1190	198.33
		2	HELM CHEW	184	SINGAPORE	172	215	203	204	233	193	1220	203.33
		<i>Team Total</i>		323	431	423	364	502	367	2410			
14	MD28	1	PEDRO FELIPE NAVA	161	MEXICO	193	253	174	190	215	203	1228	204.67
		2	FERNANDO SOTRES	162	MEXICO	217	183	188	211	167	211	1177	196.17
		<i>Team Total</i>		410	436	362	401	382	414	2405			
15	MD11	1	SAMI TOLONEN	129	FINLAND	190	176	173	192	168	198	1087	182.83
		2	MIKKO YUTALO	130	FINLAND	213	181	220	257	232	195	1298	216.33
		<i>Team Total</i>		403	357	393	449	400	393	2385			
15	MD45	1	JOAKIM BIEHL	194	SWEDEN	219	208	189	194	192	189	1171	195.17
		2	JOUNI KEMPPAINEN	196	SWEDEN	202	182	207	223	231	179	1224	204.00
		<i>Team Total</i>		421	390	396	417	423	348	2395			
17	MD03	1	MATHIEU VALIERES	110	CANADA	182	163	179	171	171	247	1113	185.50
		2	MARK BUFFA	107	CANADA	231	221	192	232	194	210	1280	213.33
		<i>Team Total</i>		413	384	371	403	365	457	2393			


[First](#) [Previous](#) [Next](#) [Last](#)

Stand ing	Doubles Team	Player Pos. No.	Player Full Name	Player ID No	Country	G A M E S						Individual	
						1	2	3	4	5	6	Total	Average
18	MD06	1	CHAN-CHIH CHANG	111	CHINESE TAIPEI	197	194	206	202	183	224	1206	201.00
		2	HAO-MING WU	114	CHINESE TAIPEI	244	189	203	209	173	150	1168	194.67
<i>Team Total</i>						441	383	409	411	356	374	2374	
18	MD22	1	SUK-HWAN KO	149	KOREA	176	202	182	202	170	239	1171	195.17
		2	SANG-PIL PARK	150	KOREA	241	212	186	167	172	225	1203	200.50
<i>Team Total</i>						417	414	368	369	342	464	2374	
20	MD24	1	BASEL AL ENZI	151	KUWAIT	210	212	196	200	210	212	1240	206.67
		2	MOHAMED HUSSEIN HABIB	153	KUWAIT	196	177	179	200	148	223	1123	187.17
<i>Team Total</i>						406	389	375	400	358	435	2363	
21	MD30	1	MAR KWIN TEE	165	PHILIPPINES	223	190	182	185	177	191	1148	191.33
		2	FREDERICK ONG	164	PHILIPPINES	234	155	211	201	165	233	1199	199.83
<i>Team Total</i>						457	345	393	386	342	424	2347	
22	MD46	1	SITTHIPHON KUNAKSORN	198	THAILAND	198	220	201	214	139	165	1137	189.50
		2	YANNAPHON LARPAPHARAT	197	THAILAND	223	178	172	174	216	244	1207	201.17
<i>Team Total</i>						421	398	373	388	355	409	2344	
23	MD02	1	BRANDON QUALISCHEFSKI	104	AUSTRALIA	217	176	233	183	203	252	1264	210.67
		2	MATTHEW O'BRIEN	103	AUSTRALIA	195	157	179	168	177	188	1064	177.33
<i>Team Total</i>						412	333	412	351	380	440	2328	
24	MD32	1	MIGUEL ANGEL GUZMAN YUNQUE	170	PUERTO RICO	221	192	190	191	224	167	1185	197.50
		2	DANIEL ANGEL RODRIGUEZ ORTIZ	169	PUERTO RICO	219	164	214	163	183	187	1130	188.33
<i>Team Total</i>						440	356	404	354	407	354	2315	
25	MD20	1	MASATOKI YOSHINAO	143	JAPAN	190	188	200	160	246	216	1200	200.00
		2	TOMOKATSU YAMASHITA	146	JAPAN	185	182	217	180	174	170	1108	184.67
<i>Team Total</i>						375	370	417	340	420	386	2308	
26	MD04	1	CHRIS FERNANDEZ	108	CANADA	176	191	234	169	223	191	1184	197.33
		2	TYE ROSE	109	CANADA	132	216	177	202	199	191	1117	186.17
<i>Team Total</i>						308	407	411	371	422	382	2301	
27	MD34	1	AL MANNAI MODH	174	QATAR	199	191	165	180	200	189	1104	184.00
		2	AL KUWARI AHMED	172	QATAR	198	224	210	154	179	220	1185	197.50
<i>Team Total</i>						397	415	375	334	379	389	2289	
28	MD08	1	ALEJANDRO PRATS	121	DOMINICAN REPUBLIC	171	202	204	245	221	136	1179	196.50
		2	VICTOR JR RICHARDS	122	DOMINICAN REPUBLIC	179	155	192	198	204	174	1102	183.67
<i>Team Total</i>						350	357	396	443	425	310	2281	
29	MD29	1	DIEGO CANDANO	163	PHILIPPINES	173	166	189	194	232	209	1163	193.83
		2	JON CARLO TUPAZ	166	PHILIPPINES	171	148	187	225	195	188	1114	185.67
<i>Team Total</i>						344	314	376	419	427	397	2277	
30	MD09	1	SEAN CROKE	123	ENGLAND	174	161	169	185	188	234	1111	185.17
		2	ROBERT KENDALL	125	ENGLAND	184	186	209	161	235	187	1162	193.67
<i>Team Total</i>						358	347	378	346	423	421	2273	
31	MD16	1	ERIC TAK HIN TSENG	137	HONGKONG	192	158	155	177	213	153	1048	174.67
		2	SIU HONG WU	138	HONGKONG	160	212	186	218	221	211	1208	201.33
<i>Team Total</i>						352	370	341	395	434	364	2256	
32	MD13	1	JD CASTRO	132	GUAM	191	152	210	178	189	167	1087	181.17
		2	JOHN JOHN ADA	131	GUAM	200	191	245	175	173	182	1166	194.33
<i>Team Total</i>						391	343	455	353	362	349	2253	
33	MD27	1	OMAR DAVID ANG	159	MEXICO	200	164	203	185	210	190	1152	192.00
		2	ENRIQUE CALVO	160	MEXICO	144	245	199	178	151	179	1096	182.67
<i>Team Total</i>						344	409	402	363	361	369	2248	
34	MD23	1	MOHAMED AL ZAIDAN	152	KUWAIT	181	182	200	182	217	223	1185	197.50
		2	KHALED AL DUBAYAN	154	KUWAIT	206	137	192	173	159	193	1080	176.67
<i>Team Total</i>						387	319	392	355	376	416	2265	
34	MD26	1	MOHD NADRI	157	MALAYSIA	171	205	205	215	180	200	1176	196.00
		2	ADRIAN ANG	155	MALAYSIA	148	205	185	162	171	198	1069	178.17
<i>Team Total</i>						319	410	390	377	351	398	2245	
36	MD17	1	BARRY O'HANRAHAN	141	IRELAND	222	182	159	188	219	190	1160	193.33
		2	KEVIN FITZGERALD	139	IRELAND	183	187	180	157	185	192	1084	180.67
<i>Team Total</i>						405	369	339	345	404	382	2244	

[First](#) [Previous](#) [Next](#) [Last](#)



Stand ing	Doubles Team	Player Pos. No.	Player Full Name	Player ID No	Country	G A M E S						Individual	
						1	2	3	4	5	6	Total	Average
37	MD15	1	RICK KWUN TING NG	136	HONGKONG	175	146	190	188	202	246	1147	191.17
		2	MAX YUEN WAI KWAN	135	HONGKONG	197	169	203	184	186	155	1094	182.33
<i>Team Total</i>						372	315	393	372	388	401	2241	
37	MD33	1	ALBADER ISSA	171	QATAR	181	136	186	145	177	187	1012	168.67
		2	AL EMADI FAHAD	173	QATAR	211	204	204	210	178	224	1229	204.83
<i>Team Total</i>						392	340	390	355	353	411	2241	
39	MD18	1	STEPHEN O'CONNOR	140	IRELAND	223	158	169	213	171	202	1136	189.33
		2	PAUL STOTT	142	IRELAND	188	170	167	185	191	195	1096	182.67
<i>Team Total</i>						411	328	336	398	362	397	2232	
40	MD39	1	FAIZAL CHEW	183	SINGAPORE	204	200	150	182	193	210	1139	189.83
		2	LIM ZHONG	186	SINGAPORE	172	180	204	179	154	203	1092	182.00
<i>Team Total</i>						376	380	354	361	347	413	2231	
41	MD21	1	BOK EUM CHOE	148	KOREA	216	189	204	174	206	167	1156	192.67
		2	JI-HYUN CHA	147	KOREA	150	165	199	172	223	156	1065	177.50
<i>Team Total</i>						366	354	403	346	429	323	2221	
42	MD48	1	MAHMOOD AHMED AL ATTAR	202	UNITED ARAB EMIRATES	180	211	177	234	183	165	1150	191.67
		2	MOHAMED A. R. AL ALI	201	UNITED ARAB EMIRATES	199	175	189	172	160	172	1067	177.83
<i>Team Total</i>						379	386	366	406	343	337	2217	
43	MD05	1	TENG-WEI HUANG	113	CHINESE TAIPEI	215	177	185	154	129	160	1020	170.00
		2	HSING-CHAO CHENG	112	CHINESE TAIPEI	189	199	225	193	205	158	1169	194.83
<i>Team Total</i>						404	376	410	347	334	318	2189	
44	MD42	1	FRANCOIS LOUW	190	SOUTH AFRICA	194	206	216	162	182	172	1132	188.67
		2	RYAN HAYNE	188	SOUTH AFRICA	180	211	160	200	148	146	1044	174.00
<i>Team Total</i>						374	417	376	362	330	317	2176	
45	MD41	1	DALE CASSEL	187	SOUTH AFRICA	128	174	214	234	223	166	1139	189.83
		2	WARREN L. KING	189	SOUTH AFRICA	133	202	175	182	165	157	1014	169.00
<i>Team Total</i>						261	376	389	416	388	323	2153	
46	MD43	1	MARCOS PEREZ SANCHEZ	192	SPAIN	183	187	174	130	180	212	1066	177.67
		2	MELVIN OCANDO CABALLERO	191	SPAIN	161	204	175	185	177	184	1086	181.00
<i>Team Total</i>						344	391	349	315	357	396	2152	
47	MD49	1	OBaid IBRAHIM AL ZAABI	204	UNITED ARAB EMIRATES	156	201	193	172	255	163	1130	188.33
		2	MARWAN ISMAIL AL ZAROUNI	203	UNITED ARAB EMIRATES	163	197	163	167	165	164	1019	169.83
<i>Team Total</i>						319	398	356	339	420	317	2149	
48	MD35	1	RAYMOND ANGELES	175	SAIPAN	167	170	177	204	172	210	1100	183.33
		2	LEONARD PANGELINAN	176	SAIPAN	166	140	159	199	144	240	1048	174.67
<i>Team Total</i>						333	310	336	403	316	450	2148	
49	MD36	1	RAYMOND ZAPANTA	177	SAIPAN	146	181	179	155	207	222	1090	181.67
		2	RUSSELLE ZAPANTA	178	SAIPAN	179	180	157	161	157	189	1023	170.50
<i>Team Total</i>						325	361	336	316	364	411	2113	
50	MD31	1	MIGUEL JOSE DIAZ HERNANDEZ	168	PUERTO RICO	190	191	187	172	201	180	1121	186.83
		2	ANDRAUNICK SIMOUNET ARDIN	167	PUERTO RICO	184	174	141	165	139	174	977	162.83
<i>Team Total</i>						374	365	328	337	340	354	2098	
51	MD47	1	NAPAT CHAMROON ROT	199	THAILAND	150	181	151	161	168	170	981	163.50
		2	PUMWAT WATCHARAPONG	200	THAILAND	181	221	190	137	179	189	1097	182.83
<i>Team Total</i>						331	402	341	298	347	359	2078	
52	MD38	1	FAISAL IBRAHIM JURAIFANI	181	SAUDI ARABIA	142	177	125	222	186	142	994	165.67
		2	HASSAN ABDULLAH AL SHAIK	182	SAUDI ARABIA	148	141	172	193	173	124	951	158.50
<i>Team Total</i>						290	318	297	415	359	266	1945	
53	MD07	1	CHRISTIAN PHILIPPE CARTAGENA GARCIA	119	DOMINICAN REPUBLIC	174	148	221	192	177	162	1074	179.00
		2	PACER 5	P05	PACER	0	0	0	0	0	0	0	0.00
<i>Team Total</i>						174	148	221	192	177	162	1074	
54	MD54	1	PACER 2	P02	PACER	0	0	0	0	0	0	0	0.00
		1	PACER 1	P01	PACER	0	0	0	0	0	0	0	0.00
<i>Team Total</i>						0	0	0	0	0	0	0	
54	MD55	2	PACER 4	P04	PACER	0	0	0	0	0	0	0	0.00
		2	PACER 3	P03	PACER	0	0	0	0	0	0	0	0.00
<i>Team Total</i>						0	0	0	0	0	0	0	

[First](#) [Previous](#) [Next](#) [Last](#)



8th WTBA WORLD TENPIN BOWLING YOUTH CHAMPIONSHIPS
JULY 28 - AUGUST 8, 2004 CENTRAL LANES BOWLING CENTER, TAMUNING, GUAM

Hosted by: GUAM BOWLING CONGRESS, PMB 219, 1270 N. Marine Drive, Suite 101, Tamuning, Guam 96913
 Tel.: 1-671-646-9081 Fax: 1-671-646-5986 E-mail: guambowling@udctan.com

TEAM OF FOUR EVENT - FEMALE DIVISION


Stand ing	Team of Four Team	Player Pos. No.	Full Name	Player ID No	Country	G A M E S						Individual	
						1	2	3	4	5	6	Pinfalls	Average
1	FTF16	1	ANITA MANN'S	313	USA	211	185	192	184	199	236	1207	201.17
		2	OLMA D. SANDHAM	316	USA	179	202	203	171	216	197	1168	194.67
		3	STEFANIE L. NATION	314	USA	182	205	183	214	242	210	1236	206.00
		4	JENNIFER P. PETRICK	315	USA	192	171	223	213	220	157	1176	196.00
		<i>Team Totals</i>						<i>764</i>	<i>763</i>	<i>801</i>	<i>782</i>	<i>877</i>	<i>800</i>
2	FTF01	1	CASSIE STAUDINGER	254	AUSTRALIA	167	165	142	210	210	174	1068	176.33
		2	MICHELLE HALPRIN	252	AUSTRALIA	191	203	192	244	190	175	1195	199.17
		3	JAYDE FLANAGAN	251	AUSTRALIA	204	225	211	216	188	222	1266	211.00
		4	CLAIR JOHNSTON	253	AUSTRALIA	185	120	178	193	199	184	1059	176.50
		<i>Team Totals</i>						<i>737</i>	<i>713</i>	<i>723</i>	<i>863</i>	<i>787</i>	<i>755</i>
3	FTF04	1	LAURA M'DRY	268	ENGLAND	213	185	238	211	178	189	1214	202.33
		2	HOLLY TOWERSEY	270	ENGLAND	202	146	197	186	171	189	1091	181.83
		3	JOANNE ALLSEBROOK	267	ENGLAND	217	161	154	203	218	204	1157	192.83
		4	JEMMA SMITH	269	ENGLAND	175	160	191	228	183	169	1106	184.33
		<i>Team Totals</i>						<i>807</i>	<i>652</i>	<i>780</i>	<i>828</i>	<i>750</i>	<i>751</i>
4	FTF08	1	JIN-A CHOI	281	KOREA	218	174	168	172	213	179	1124	187.33
		2	JIN-A LEE	284	KORFA	202	181	192	183	210	248	1216	202.67
		3	SUN-OK HWANG	282	KORFA	222	199	189	154	222	189	1175	195.83
		4	HYUN-JIN KANG	283	KORFA	158	208	159	198	158	158	1039	173.17
		<i>Team Totals</i>						<i>800</i>	<i>762</i>	<i>708</i>	<i>707</i>	<i>803</i>	<i>774</i>
5	FTF10	1	LIZBETH CAMPA	290	MPXICN	163	161	222	225	202	198	1171	195.17
		2	DANIELA ALVARADO	289	MPXICN	167	159	186	184	187	191	1074	179.00
		3	SANDRA GONGORA	291	MPXICN	182	183	233	160	203	148	1109	184.83
		4	ILIANA LOMELI	292	MPXICN	154	187	196	213	181	230	1161	193.50
		<i>Team Totals</i>						<i>666</i>	<i>690</i>	<i>837</i>	<i>782</i>	<i>773</i>	<i>767</i>
6	FTF07	1	KAZUMI SATOH	279	JAPAN	210	171	165	207	180	181	1114	185.67
		2	MIHO RO KAWAMURA	278	JAPAN	201	183	220	180	239	181	1204	200.67
		3	RIE TOT SUKA	280	JAPAN	154	172	202	188	199	173	1088	181.33
		4	MIA INOUE	277	JAPAN	217	215	171	189	169	140	1101	183.50
		<i>Team Totals</i>						<i>782</i>	<i>781</i>	<i>758</i>	<i>764</i>	<i>787</i>	<i>675</i>
7	FTF11	1	SHEENA GO	294	PHILIPPINES	175	213	142	158	222	157	1067	177.83
		2	K-ANN LOPEZ	295	PHILIPPINES	177	192	147	168	187	184	1055	175.83
		3	APPLE POSADAS	296	PHILIPPINES	190	196	224	169	187	167	1133	188.83
		4	CHECHE ABRANTES	293	PHILIPPINES	150	199	247	205	179	202	1182	197.00
		<i>Team Totals</i>						<i>692</i>	<i>800</i>	<i>760</i>	<i>700</i>	<i>775</i>	<i>710</i>
8	FTF15	1	DIANA ALFREDSSON	309	SMIFDEN	209	158	161	193	176	232	1129	189.17
		2	REBECKA LARSEN	311	SMIFDEN	200	185	170	203	232	175	1165	194.17
		3	VICTORIA SOKKOVA	312	SMIFDEN	243	156	190	149	163	175	1076	179.33
		4	MALIN GLENDERT	310	SMIFDEN	149	174	198	210	184	123	1038	173.00
		<i>Team Totals</i>						<i>801</i>	<i>673</i>	<i>719</i>	<i>755</i>	<i>755</i>	<i>705</i>
9	FTF09	1	ESTHER CHEAH	286	MALAYSIA	211	213	207	175	188	164	1158	193.00
		2	ELAINE LAM	288	MALAYSIA	214	187	169	187	202	188	1147	191.17
		3	ZANDRA AZIELA	285	MALAYSIA	197	178	169	164	153	174	1035	172.50
		4	POH LAI CHOY	287	MALAYSIA	192	168	183	179	194	147	1063	177.17
		<i>Team Totals</i>						<i>814</i>	<i>746</i>	<i>728</i>	<i>705</i>	<i>737</i>	<i>673</i>
10	FTF12	1	SASHAMARIE L. TORO	300	PUERTO RICO	209	188	182	183	167	192	1101	183.50
		2	CHESIL C. KIANES	298	PUERTO RICO	199	129	146	156	169	178	977	162.83
		3	HULDALZ B. RODRIGUEZ	299	PUERTO RICO	183	199	170	179	234	169	1134	189.00
		4	JESSICA M.S. FERNANDEZ	297	PUERTO RICO	210	187	188	202	167	182	1136	189.33
		<i>Team Totals</i>						<i>801</i>	<i>703</i>	<i>686</i>	<i>700</i>	<i>737</i>	<i>721</i>

[First](#) [Previous](#) [Next](#) [Last](#)



8th WTBA WORLD TENPIN BOWLING YOUTH CHAMPIONSHIPS
JULY 28 - AUGUST 8, 2004 CENTRAL LANES BOWLING CENTER, TAMUNING, GUAM


Hosted by: GUAM BOWLING CONGRESS, PMB 219, 1270 N. Marine Drive, Suite 101, Tamuning, Guam 96913
 Tel.: 1-671-646-9081 Fax: 1-671-646-5986 E-mail: guambowling@udctan.com




TEAM OF FOUR EVENT - MALE DIVISION

Stand ing	Team of Four Team	Player Pos. No.	Full Name	Player ID No	Country	G A M E S						Individual	
						1	2	3	4	5	6	Pinfalls	Average
11	FTF13	1	MICHELLE KWANG TIEN MEI	302	SINGAPORE	189	155	210	191	193	171	1079	179.83
		2	SHE NA O NG	303	SINGAPORE	169	181	179	195	193	181	1078	179.67
		3	JAZREEL TAN SHI HUA	304	SINGAPORE	186	164	146	198	154	170	1018	169.67
		4	TAY HUI YANG	301	SINGAPORE	175	207	202	226	206	148	1164	194.00
		<i>Team Totals</i>						699	707	737	800	726	670
12	FTF17	1	ESTHER FANCYS ALVAREZ	317	VENEZUELA	173	189	168	157	193	188	1058	176.33
		2	ENY ALEXANDRIA D. BESTIT	319	VENEZUELA	173	179	190	142	147	156	977	162.83
		3	CARMELA DJ F. PINTO	320	VENEZUELA	176	209	219	186	173	217	1180	196.67
		4	OLGA VANESS AARANDIA	318	VENEZUELA	173	158	210	191	145	163	1040	173.33
		<i>Team Totals</i>						695	735	777	676	648	724
13	FTF02	1	ERIN QUINN	257	CANADA	188	188	153	146	173	138	946	157.67
		2	MELISSA LEGAULT	256	CANADA	191	195	204	199	200	181	1150	191.67
		3	FELICIA WONG	258	CANADA	166	178	181	147	144	152	968	161.33
		4	CAROLINE LAGRANGE	255	CANADA	175	213	226	187	196	158	1155	192.50
		<i>Team Totals</i>						700	744	764	669	713	629
14	FTF03	1	YA-TING WANG	262	CHINESE TAIPEI	202	193	184	183	179	181	1122	187.00
		2	KUAN-TING CHEN	259	CHINESE TAIPEI	145	216	224	170	156	192	1093	182.17
		3	TING-WEN WANG	261	CHINESE TAIPEI	193	166	146	116	142	158	921	153.50
		4	HSIAO-YING LIU	260	CHINESE TAIPEI	206	126	177	143	201	193	1046	174.33
		<i>Team Totals</i>						746	701	731	612	678	714
15	FTF14	1	CANDICE DE KLERK	305	SOUTH AFRICA	210	157	175	108	139	173	962	160.33
		2	JOLENE VAN DER MERWE	308	SOUTH AFRICA	179	168	165	166	198	203	1079	179.83
		3	ROXANNE LOTHERINGEN	307	SOUTH AFRICA	158	189	148	124	149	185	953	158.83
		4	ANNELIZE DU PISANI	306	SOUTH AFRICA	192	217	166	156	214	202	1147	191.17
		<i>Team Totals</i>						739	731	654	554	700	763
16	FTF06	1	FELYMAR MANDAPAT	274	GUAM	193	185	208	164	182	200	1132	188.67
		2	TIFFANY PONCE	275	GUAM	142	158	159	115	111	140	825	137.50
		3	TELIANN SAN NICOLAS	276	GUAM	130	119	173	140	117	146	825	137.50
		4	CHERRYLYN CATBAGAN	273	GUAM	158	154	133	227	182	158	1012	168.67
		<i>Team Totals</i>						623	616	673	646	592	644
17	FTF05	1	TUULAKEMPPAINEN	271	FINLAND	204	204	149	147	147	157	1008	168.00
		2	MINNAMAKELA	272	FINLAND	236	237	218	248	194	199	1332	222.00
		3	PACER 5	P05	PACFR	0	0	0	0	0	0	0	0.00
		4	PACER 6	P06	PACFR	0	0	0	0	0	0	0	0.00
		<i>Team Totals</i>						440	441	367	395	341	356
18	FTF18	1	PACER 1	P01	PACFR	0	0	0	0	0	0	0	0.00
		2	PACER 2	P02	PACFR	0	0	0	0	0	0	0	0.00
		3	PACER 3	P03	PACFR	0	0	0	0	0	0	0	0.00
		4	PACER 4	P04	PACFR	0	0	0	0	0	0	0	0.00
		<i>Team Totals</i>						0	0	0	0	0	0

[First](#) [Previous](#) [Next](#) [Last](#)



8th WTBA WORLD TENPIN BOWLING YOUTH CHAMPIONSHIPS
JULY 28 - AUGUST 8, 2004 CENTRAL LANES BOWLING CENTER, TAMUNING, GUAM

Hosted by: GUAM BOWLING CONGRESS, PMB 219, 1270 N. Marine Drive, Suite 101, Tamuning, Guam 96913
 Tel.: 1-671-646-9081 Fax: 1-671-646-5986 E-mail: guambowling@udctan.com




TEAM OF FOUR EVENT - MALE DIVISION

Stand ing	Team of Four Team	Player Pos. No.	Full Name	Player ID No	Country	G A M E S						Individual	
						1	2	3	4	5	6	Pinfalls	Average
1	MTF07	1	SAMI TO LONEN	129	FINLAND	210	210	225	201	195	172	1213	202.17
		2	JOUNAS HUOLMAN	127	FINLAND	186	257	193	161	235	163	1195	199.17
		3	MIKKO YLITALO	130	FINLAND	211	254	232	183	200	199	1279	213.17
		4	OS KU PALERMAA	128	FINLAND	190	181	248	254	241	178	1292	215.33
<i>Team Totals</i>						<i>797</i>	<i>902</i>	<i>898</i>	<i>799</i>	<i>871</i>	<i>712</i>	<i>4979</i>	
2	MTF14	1	ZUMAZRAN ZULKIFLI	158	MALAYSIA	245	191	212	212	191	195	1246	207.67
		2	AARON KONG	156	MALAYSIA	212	223	207	224	186	244	1296	216.00
		3	MOHD NADRI	157	MALAYSIA	200	208	216	183	175	190	1172	195.33
		4	ADRIAN ANG	155	MALAYSIA	202	216	215	246	202	178	1259	209.83
<i>Team Totals</i>						<i>859</i>	<i>838</i>	<i>850</i>	<i>865</i>	<i>754</i>	<i>807</i>	<i>4973</i>	
3	MTF24	1	MIKAEL KANOLD	195	SWEDEN	210	235	216	215	190	246	1312	218.67
		2	JOAKIM BIEHL	194	SWEDEN	248	184	214	171	194	226	1237	206.17
		3	JOUNI KEMPPAINEN	196	SWEDEN	206	169	236	171	201	192	1175	195.83
		4	ROBERT ANDERSSON	193	SWEDEN	190	197	189	174	185	199	1134	189.00
<i>Team Totals</i>						<i>854</i>	<i>785</i>	<i>855</i>	<i>731</i>	<i>770</i>	<i>863</i>	<i>4858</i>	
4	MTF27	1	AARON S MURRAY	207	USA	190	169	185	202	210	153	1109	184.83
		2	CLAY HERRBACH	206	USA	188	235	245	184	199	170	1221	203.50
		3	PATRICK J HAGGERTY	205	USA	227	200	171	186	206	215	1205	200.83
		4	DAVID R O'SULLIVAN	208	USA	194	245	214	184	213	237	1287	214.50
<i>Team Totals</i>						<i>799</i>	<i>849</i>	<i>815</i>	<i>756</i>	<i>828</i>	<i>775</i>	<i>4822</i>	
5	MTF28	1	CESAR RODRIGUEZ	212	VENEZUELA	212	201	226	238	180	178	1235	205.83
		2	JORGE GUEDEZ DIOMEDE	209	VENEZUELA	234	234	189	189	203	189	1238	206.33
		3	RAFAEL MEDINA	211	VENEZUELA	194	216	191	186	203	207	1197	199.50
		4	JOSE FERREIRA	210	VENEZUELA	216	218	227	150	157	171	1139	189.83
<i>Team Totals</i>						<i>856</i>	<i>869</i>	<i>833</i>	<i>763</i>	<i>743</i>	<i>745</i>	<i>4809</i>	
6	MTF01	1	CHRIS FERNANDEZ	108	CANADA	179	205	248	210	191	170	1203	200.50
		2	MATHIEU VALIERES	110	CANADA	191	153	176	174	160	177	1031	171.83
		3	T YE ROSE	109	CANADA	280	181	214	198	216	212	1301	216.83
		4	MARK BUFFA	107	CANADA	192	231	235	193	214	162	1227	204.50
<i>Team Totals</i>						<i>842</i>	<i>770</i>	<i>873</i>	<i>775</i>	<i>781</i>	<i>721</i>	<i>4762</i>	
7	MTF04	1	HAO-MING WU	114	CHINESE TAIPEI	199	234	204	185	196	190	1208	201.33
		2	HSING-CHAO CHENG	112	CHINESE TAIPEI	194	201	166	233	154	167	1115	185.83
		3	TENG-WEI HUANG	113	CHINESE TAIPEI	200	212	185	204	203	180	1184	197.33
		4	CHAN-CHIH CHANG	111	CHINESE TAIPEI	204	188	221	181	216	225	1235	205.83
<i>Team Totals</i>						<i>797</i>	<i>835</i>	<i>776</i>	<i>803</i>	<i>769</i>	<i>762</i>	<i>4742</i>	
8	MTF12	1	BOK-EUM CHOE	148	KOREA	236	172	210	205	195	202	1220	203.33
		2	JHHYUN CHA	147	KOREA	205	181	195	143	194	186	1104	184.00
		3	SUK-HWAN KO	149	KOREA	218	188	255	177	202	191	1231	205.17
		4	SANG-PIL PARK	150	KOREA	246	197	179	181	179	167	1149	191.50
<i>Team Totals</i>						<i>905</i>	<i>738</i>	<i>839</i>	<i>706</i>	<i>770</i>	<i>746</i>	<i>4704</i>	
9	MTF03	1	BRANDON QUALISCHEFSKI	104	AUSTRALIA	181	247	197	166	217	198	1206	201.00
		2	JARROD LEAN	102	AUSTRALIA	185	187	202	205	190	196	1165	194.17
		3	MATTHEW O'BRIEN	103	AUSTRALIA	202	178	173	161	170	185	1069	178.17
		4	JASON BELMONTE	101	AUSTRALIA	245	235	228	207	174	166	1255	209.17
<i>Team Totals</i>						<i>813</i>	<i>847</i>	<i>800</i>	<i>739</i>	<i>751</i>	<i>745</i>	<i>4695</i>	
10	MTF11	1	ISAO YAMAMOTO	146	JAPAN	216	226	201	167	197	183	1190	198.33
		2	TOSHIHIKO TAKAHASHI	144	JAPAN	179	227	191	205	221	158	1181	196.83
		3	MASATOKI YOSHINAO	143	JAPAN	168	201	198	178	185	177	1107	184.50
		4	TOMOKATSU YAMASHITA	146	JAPAN	202	190	224	175	203	185	1179	196.50
<i>Team Totals</i>						<i>765</i>	<i>844</i>	<i>814</i>	<i>725</i>	<i>806</i>	<i>703</i>	<i>4657</i>	

Stand ing	Team of Four Team	Player Pos. No.	Full Name	Player ID No	Country	G A M E S						Individual	
						1	2	3	4	5	6	Pinfalls	Average
11	MTF08	1	JD CASTRO	132	GUAM	188	252	181	200	188	180	1129	188.17
		2	JONATHAN DUENAS	133	GUAM	238	182	211	194	215	167	1207	201.17
		3	JOHN JOHN ADA	131	GUAM	181	186	239	181	210	177	1174	195.67
		4	AARON ELLIOTT	134	GUAM	194	168	210	198	190	179	1139	189.83
		<i>Team Totals</i>						<i>781</i>	<i>788</i>	<i>821</i>	<i>773</i>	<i>783</i>	<i>703</i>
12	MTF09	1	SIU HONG WU	138	HONGKONG	245	194	265	211	171	192	1278	213.00
		2	MAX YUEN WAI KWAN	135	HONGKONG	167	184	178	169	180	200	1078	179.67
		3	RICK KWUN TING NG	136	HONGKONG	174	172	215	202	169	156	1088	181.33
		4	ERIC TAK HIN TSENG	137	HONGKONG	219	187	216	196	200	181	1199	199.83
		<i>Team Totals</i>						<i>805</i>	<i>737</i>	<i>874</i>	<i>778</i>	<i>720</i>	<i>729</i>
13	MTF25	1	NAPAT CHAMROO NROT	199	THAILAND	152	190	151	221	180	180	1074	179.00
		2	PUMIWAT VAT CHARAPONG	200	THAILAND	167	177	171	157	128	181	981	163.50
		3	SITTHIPHON KUNAKS ORN	198	THAILAND	202	194	231	174	216	215	1232	205.33
		4	YANNAPHON LARPAP HARAT	197	THAILAND	220	239	256	163	222	220	1320	220.00
		<i>Team Totals</i>						<i>741</i>	<i>800</i>	<i>809</i>	<i>715</i>	<i>746</i>	<i>796</i>
14	MTF13	1	BASEL AL ENZI	151	KUWAIT	165	200	200	176	166	245	1152	192.00
		2	KHALED AL DUB YAN	154	KUWAIT	215	216	178	178	159	196	1142	190.33
		3	MOHAMED AL ZAIDAN	152	KUWAIT	160	222	213	187	193	210	1185	197.50
		4	MOHAMED HUSS EIN HABIB	153	KUWAIT	215	148	234	150	183	183	1113	185.50
		<i>Team Totals</i>						<i>755</i>	<i>786</i>	<i>825</i>	<i>691</i>	<i>701</i>	<i>834</i>
15	MTF16	1	JON CARLO TUPAZ	166	PHILIPPINES	197	180	242	198	175	217	1209	201.50
		2	DIEGO CANDANO	163	PHILIPPINES	175	205	181	218	210	163	1152	192.00
		3	MARKWIN TEE	165	PHILIPPINES	173	179	182	187	191	207	1119	186.50
		4	FREDERICK ONG	164	PHILIPPINES	187	147	223	198	148	200	1103	183.83
		<i>Team Totals</i>						<i>732</i>	<i>711</i>	<i>828</i>	<i>801</i>	<i>724</i>	<i>787</i>
16	MTF15	1	PEDRO FELIPE NAVA	161	MEXICO	183	173	258	226	177	155	1172	195.33
		2	ENRIQUE CALVO	160	MEXICO	210	207	180	198	197	228	1220	203.33
		3	OMAR DAVID ANG	159	MEXICO	203	156	160	221	156	168	1064	177.33
		4	FERNANDO SOTRES	162	MEXICO	172	170	166	174	166	169	1017	169.50
		<i>Team Totals</i>						<i>768</i>	<i>706</i>	<i>764</i>	<i>819</i>	<i>696</i>	<i>720</i>
17	MTF18	1	AL MANNAJMODH	174	QATAR	224	189	189	152	212	201	1167	194.50
		2	AL BADER IS SA	171	QATAR	171	194	163	142	203	201	1074	179.00
		3	AL BMADI FAHAD	173	QATAR	216	170	189	215	190	185	1165	194.17
		4	AL KUWARI AHMED	172	QATAR	181	172	183	147	171	185	1039	173.17
		<i>Team Totals</i>						<i>792</i>	<i>725</i>	<i>724</i>	<i>656</i>	<i>776</i>	<i>772</i>
18	MTF22	1	FRANCOIS LOUW	190	SOUTH AFRICA	182	157	184	191	130	172	1016	169.33
		2	RYAN HAYNE	188	SOUTH AFRICA	158	163	187	177	185	178	1048	174.67
		3	WARREN L KING	189	SOUTH AFRICA	210	185	197	201	163	172	1128	188.00
		4	DALE CASSEL	187	SOUTH AFRICA	202	213	222	183	179	222	1221	203.50
		<i>Team Totals</i>						<i>752</i>	<i>718</i>	<i>790</i>	<i>752</i>	<i>657</i>	<i>744</i>
19	MTF21	1	HELIM CHEW	184	SINGAPORE	156	148	200	187	177	172	1040	173.33
		2	STANLEY ONG	185	SINGAPORE	211	211	178	180	171	152	1103	183.83
		3	LIM ZHONG	186	SINGAPORE	189	156	202	207	170	190	1114	185.67
		4	FAIZAL CHEW	183	SINGAPORE	177	187	212	236	131	205	1148	191.33
		<i>Team Totals</i>						<i>733</i>	<i>702</i>	<i>792</i>	<i>810</i>	<i>649</i>	<i>719</i>
20	MTF26	1	MOHAMED A. R. AL ALI	201	UNITED ARAB EMIRATES	226	156	162	188	176	154	1062	177.00
		2	OBAD IB RAHIM AL ZAABI	204	UNITED ARAB EMIRATES	188	198	187	171	165	197	1106	184.33
		3	MARWAN ISMAIL AL ZAROUNI	203	UNITED ARAB EMIRATES	170	170	171	159	231	151	1052	175.33
		4	MAHMOOD AHMED AL ATTAR	202	UNITED ARAB EMIRATES	223	169	233	204	159	172	1160	193.33
		<i>Team Totals</i>						<i>807</i>	<i>693</i>	<i>753</i>	<i>722</i>	<i>731</i>	<i>674</i>
21	MTF17	1	MIGUEL JOSE DIAZ HERNANDEZ	168	PUERTO RICO	192	213	162	154	199	183	1103	183.83
		2	MIGUEL ANG EL GUZMAN YUNQUE	170	PUERTO RICO	151	200	181	172	167	170	1041	173.50
		3	ANDRAUNICK S MOUNET ARDIN	167	PUERTO RICO	184	179	127	174	279	187	1130	188.33
		4	DANIEL ANG EL RODRIGUEZ ORTIZ	169	PUERTO RICO	161	177	176	179	167	228	1088	181.33
		<i>Team Totals</i>						<i>688</i>	<i>769</i>	<i>646</i>	<i>679</i>	<i>812</i>	<i>768</i>

[First](#) [Previous](#) [Next](#) [Last](#)

 8th WTBA WORLD TENPIN BOWLING YOUTH CHAMPIONSHIPS JULY 28 - AUGUST 8, 2004 CENTRAL LANES BOWLING CENTER, TAMUNING, GUAM Hosted by: GUAM BOWLING CONGRESS, PMB 219, 1270 N. Marine Drive, Suite 101, Tamuning, Guam 96913 Tel.: 1-671-646-9081 Fax: 1-671-646-5986 E-mail: guambowling@udctan.com													
TEAM OF FOUR EVENT - MALE DIVISION													
Stand ing	Team of Four Team	Player Pos. No.	Full Name	Player ID No	Country	G A M E S						Individual	
						1	2	3	4	5	6	Pinfalls	Average
22	MTF20	1	FAISAL IB RAHIM JURAFANI	181	SAUDI ARABIA	174	123	185	140	174	188	984	164.00
		2	MISHAL HASSAN HAMDI	180	SAUDI ARABIA	188	159	139	171	159	182	998	166.33
		3	HASSAN AB DULLAH AL SHAIK	182	SAUDI ARABIA	164	203	180	159	160	185	1051	175.17
		4	BADER AB DULLA AL SHAIK	179	SAUDI ARABIA	238	224	237	169	171	222	1261	210.17
<i>Team Totals</i>						764	709	741	639	664	777	4294	
23	MTF06	1	LEON DEVLIN	124	ENGLAND	224	190	172	165	134	192	1077	179.50
		2	SEAN CROKE	123	ENGLAND	163	156	169	175	220	152	1035	172.50
		3	ROBERT KENDALL	125	ENGLAND	186	184	153	97	153	199	972	162.00
		4	STUART WILLIAMS	128	ENGLAND	207	227	188	193	161	229	1205	200.83
<i>Team Totals</i>						780	757	682	630	668	772	4289	
24	MTF19	1	RAYMOND ZAPANTA	177	SAIPAN	217	160	255	205	213	192	1242	207.00
		2	LEONARD PANGELINAN	178	SAIPAN	178	159	164	161	182	136	980	163.33
		3	RAYMOND ANGELES	175	SAIPAN	188	167	133	133	150	139	910	151.67
		4	RUSELLE ZAPANTA	178	SAIPAN	147	176	234	200	162	190	1109	184.83
<i>Team Totals</i>						730	662	786	699	707	657	4241	
25	MTF10	1	STEPHEN O'CONNOR	140	IRELAND	157	162	209	173	191	217	1109	184.83
		2	BARRY O'HANRAHAN	141	IRELAND	166	171	171	137	173	136	954	159.00
		3	KEVIN FITZGERALD	139	IRELAND	176	168	167	174	177	175	1037	172.83
		4	PAUL STOTT	142	IRELAND	193	213	168	139	274	136	1123	187.17
<i>Team Totals</i>						692	714	715	623	815	664	4223	
26	MTF05	1	PACER 5	P05	PACER	0	0	0	0	0	0	0	0.00
		2	CHRISTIAN PHILIPPE CARTAGENA GARCIA	119	DOMINICAN REPUBLIC	184	177	224	167	173	189	1114	185.67
		3	ALEJANDRO PRATS	121	DOMINICAN REPUBLIC	166	236	179	156	175	164	1076	179.33
		4	VICTOR JR RICHARDS	122	DOMINICAN REPUBLIC	178	223	199	172	159	194	1125	187.50
<i>Team Totals</i>						528	636	602	495	507	547	3315	
27	MTF23	1	MARCOS PEREZ SANCHEZ	192	SPAIN	213	192	206	133	172	198	1114	185.67
		2	MELVIN O CANDO CABALLERO	191	SPAIN	206	202	174	215	209	219	1225	204.17
		3	PACER 6	P06	PACER	0	0	0	0	0	0	0	0.00
		4	PACER 7	P07	PACER	0	0	0	0	0	0	0	0.00
<i>Team Totals</i>						419	394	380	348	381	417	2399	
28	MTF29	1	PACER 1	P01	PACER	0	0	0	0	0	0	0	0.00
		2	PACER 2	P02	PACER	0	0	0	0	0	0	0	0.00
		3	PACER 3	P03	PACER	0	0	0	0	0	0	0	0.00
		4	PACER 4	P04	PACER	0	0	0	0	0	0	0	0.00
<i>Team Totals</i>						0	0	0	0	0	0	0	

[First](#) [Previous](#) [Next](#) [Last](#)



8th WYBA WORLD TENPIN BOWLING YOUTH CHAMPIONSHIPS

JULY 28 - AUGUST 8, 2004 CENTRAL LANES BOWLING CENTER, TAMUNING, GUAM

Hosted by: GUAM BOWLING CONGRESS, PMB 219, 1270 N. Marine Drive, Suite 101, Tamuning, Guam 96913
Tel.: 1-671-646-9081 Fax: 1-671-646-5986 E-mail: guambowling@udctan.com



ALL EVENTS - FEMALE DIVISION

Player ID Full Name	No	Country	S I N G L E S						D O U B L E S						T E A M O F F O U R						A L L E V E N T S			Stand ing									
			1	2	3	4	5	6	Pin falls	Games Played	Ave.	1	2	3	4	5	6	Pin falls	Games Played	Ave.	1	2	3		4	5	6	Pin falls	Games Played	Ave.			
MAKELA, MINNA	272	FINLAND	222	169	204	173	203	232	1203	6	200.50	210	153	196	232	182	185	1158	6	193.00	236	237	218	248	194	199	1332	6	222.00	3,693	18	205.17	1
PETRICK, JENNIFER	315	USA	214	227	157	243	166	191	1198	6	199.67	247	201	235	225	202	178	1288	6	214.67	192	171	223	213	220	157	1176	6	196.00	3,662	18	203.44	2
GONGORA, SANDRA	291	MEXICO	185	214	144	154	257	199	1153	6	192.17	215	224	243	232	165	236	1315	6	219.17	182	183	233	160	203	148	1109	6	184.83	3,577	18	198.72	3
HUI YIANG, TAY	301	SINGAPORE	176	221	179	204	235	213	1228	6	204.67	166	191	244	195	190	193	1179	6	196.50	175	207	202	226	206	148	1164	6	194.00	3,571	18	198.39	4
KAWAMURA, MIHORO	278	JAPAN	178	180	195	192	221	187	1153	6	192.17	226	222	194	209	187	172	1210	6	201.67	201	183	220	180	239	181	1204	6	200.67	3,567	18	198.17	5
NATION, STEFANIE L.	314	USA	179	210	184	213	175	222	1183	6	197.17	221	161	185	193	183	185	1128	6	188.00	182	205	183	214	242	210	1236	6	206.00	3,547	18	197.06	6
ABRANTES, CHECHE	293	PHILIPPINES	187	191	180	210	223	180	1171	6	195.17	197	176	210	219	180	202	1184	6	197.33	150	199	247	205	179	202	1182	6	197.00	3,537	18	196.50	7
POSADAS, APPLE	296	PHILIPPINES	181	151	196	190	189	135	1042	6	173.67	200	194	257	230	226	254	1361	6	226.83	190	196	224	169	187	167	1133	6	188.83	3,536	18	196.44	8
HWANG, SUN-OK	282	KOREA	200	200	206	216	172	214	1208	6	201.33	213	167	186	170	196	198	1130	6	188.33	222	199	189	154	222	189	1175	6	195.83	3,513	18	195.17	9
LAGRANGE, CAROLINE	255	CANADA	223	171	188	173	155	223	1133	6	188.83	216	164	181	236	206	217	1220	6	203.33	175	213	226	187	196	158	1155	6	192.50	3,508	18	194.89	10
FLANAGAN, JAYDE	251	AUSTRALIA	191	176	187	160	174	198	1086	6	181.00	163	196	207	181	197	203	1147	6	191.17	204	225	211	216	188	222	1266	6	211.00	3,499	18	194.39	11
LOMELI, ILIANA	292	MEXICO	175	231	217	159	215	190	1187	6	197.83	213	199	180	185	197	177	1151	6	191.83	154	187	196	213	181	230	1161	6	193.50	3,499	18	194.39	11
MANDAPAT, FELYMAR	274	GUAM	199	157	212	212	206	179	1165	6	194.17	171	208	190	196	223	212	1200	6	200.00	193	185	208	164	182	200	1132	6	188.67	3,497	18	194.28	13
MANNIS, ANITA	313	USA	195	156	192	132	194	187	1056	6	176.00	190	207	202	202	215	206	1222	6	203.67	211	185	192	184	199	236	1207	6	201.17	3,485	18	193.61	14
KANG, HYUN-JIN	283	KOREA	219	191	214	202	224	192	1242	6	207.00	198	176	176	222	212	207	1191	6	198.50	158	208	159	198	158	158	1039	6	173.17	3,472	18	192.89	15
SANDHAM, OLIVIA D.	316	USA	232	203	213	145	211	182	1186	6	197.67	185	172	181	184	236	158	1116	6	186.00	179	202	203	171	216	197	1168	6	194.67	3,470	18	192.78	16
HALPRIN, MICHELLE	252	AUSTRALIA	238	179	177	179	178	210	1161	6	193.50	150	210	209	194	182	165	1110	6	185.00	191	203	192	244	190	175	1195	6	199.17	3,466	18	192.56	17
WANG, YA-TING	262	CHINESE TAIPEI	188	202	213	193	191	167	1154	6	192.33	208	192	184	172	221	211	1188	6	198.00	202	193	184	183	179	181	1122	6	187.00	3,464	18	192.44	18
CHOI, JIN-A	281	KOREA	203	196	180	202	168	183	1132	6	188.67	212	213	194	170	180	234	1203	6	200.50	218	174	168	172	213	179	1124	6	187.33	3,459	18	192.17	19
PINTO, CARMELA DJ F.	320	VENEZUELA	188	200	163	174	178	182	1085	6	180.83	156	224	200	185	212	199	1176	6	196.00	176	209	219	186	173	217	1180	6	196.67	3,441	18	191.17	20
ALFREDSSON, DIANA	309	SWEDEN	166	225	132	184	230	237	1174	6	195.67	182	162	170	229	198	185	1126	6	187.67	209	158	161	193	176	232	1129	6	188.17	3,429	18	190.50	21
CAMPA, LIZBETH	290	MEXICO	162	160	209	218	172	174	1095	6	182.50	197	210	182	148	185	221	1143	6	190.50	163	161	222	225	202	198	1171	6	195.17	3,409	18	189.39	22
STAUDINGER, CASSIE	254	AUSTRALIA	215	216	144	194	192	209	1170	6	195.00	244	169	214	173	177	204	1181	6	196.83	157	165	142	210	210	174	1058	6	176.33	3,409	18	189.39	22
LEE, JIN-A	284	KOREA	189	126	203	182	166	197	1063	6	177.17	167	143	183	197	213	208	1111	6	185.17	202	181	192	183	210	248	1216	6	202.67	3,390	18	188.33	24
LARSEN, REBECCA	311	SWEDEN	221	200	145	201	201	182	1150	6	191.67	167	190	167	209	168	163	1064	6	177.33	200	185	170	203	232	175	1165	6	194.17	3,379	18	187.72	25
CHEAH, ESTHER	286	MALAYSIA	175	166	228	192	212	176	1149	6	191.50	186	182	173	178	161	190	1070	6	178.33	211	213	207	175	188	164	1158	6	193.00	3,377	18	187.61	26
SATOH, KAZUMI	279	JAPAN	202	177	183	223	177	194	1156	6	192.67	199	212	195	154	180	165	1105	6	184.17	210	171	165	207	180	181	1114	6	185.67	3,375	18	187.50	27
GO, SHEENA	294	PHILIPPINES	193	156	216	225	173	213	1176	6	196.00	155	203	191	181	168	223	1121	6	186.83	175	213	142	158	222	157	1067	6	177.83	3,364	18	186.89	28
KWANG TIEN MEI, MICHELLE	302	SINGAPORE	192	213	202	219	178	207	1211	6	201.83	175	165	154	202	186	191	1073	6	178.83	169	155	210	191	183	171	1079	6	179.83	3,363	18	186.83	29
JOHNSTON, CLAIR	253	AUSTRALIA	193	206	250	178	155	223	1205	6	200.83	192	182	209	161	189	159	1092	6	182.00	185	120	178	193	199	184	1059	6	176.50	3,356	18	186.44	30
ALLSEBROOK, JOANNE	267	ENGLAND	178	192	199	206	205	190	1170	6	195.00	161	167	178	173	187	159	1025	6	170.83	217	161	154	203	218	204	1157	6	192.83	3,352	18	186.22	31
LEGAULT, MELISSA	256	CANADA	157	189	183	155	172	205	1061	6	176.83	174	165	183	212	200	204	1138	6	189.67	191	185	204	189	200	181	1150	6	191.67	3,349	18	186.06	32
IVORY, LAURA	268	ENGLAND	159	188	135	189	192	221	1084	6	180.67	179	180	166	161	181	176	1043	6	173.83	213	185	238	211	178	189	1214	6	202.33	3,341	18	185.61	33
LAM, ELAINE	288	MALAYSIA	165	167	163	170	199	185	1049	6	174.83	233	189	195	180	171	176	1144	6	190.67	214	187	169	187	202	188	1147	6	191.17	3,340	18	185.56	34

SOFKOVA, VICTORIA	312 SWEDEN	215	178	166	160	199	172	1090	6	181.67	221	216	196	195	169	177	1174	6	195.67	243	156	190	149	163	175	1076	6	179.33	3,340	18	185.56	34
ALVARADO, DANIELA	289 MEXICO	190	200	190	180	167	210	1137	6	189.50	182	169	170	182	202	220	1125	6	187.50	167	159	186	184	187	191	1074	6	179.00	3,336	18	185.33	36
DU PISANI, ANNELIZE	306 SOUTH AFRICA	169	159	176	182	196	171	1053	6	175.50	192	199	191	180	172	196	1130	6	188.33	192	217	166	156	214	202	1147	6	191.17	3,330	18	185.00	37
TORO, SASHA MARIE L.	300 PUERTO RICO	180	192	178	172	179	175	1076	6	179.33	227	203	203	155	182	181	1151	6	191.83	209	188	182	163	167	192	1101	6	183.50	3,328	18	184.89	38
ALVAREZ, ESTHER FANCYS	317 VENEZUELA	187	241	164	151	177	173	1093	6	182.17	166	207	214	203	183	199	1172	6	195.33	173	189	168	157	183	188	1058	6	176.33	3,323	18	184.61	39

[First](#) [Previous](#) [Next](#) [Last](#)



WORLD TENPIN BOWLING YOUTH CHAMPIONSHIPS

JULY 28 - AUGUST 8, 2004 CENTRAL LANES BOWLING CENTER, TAMUNING, GUAM

Hosted by: GUAM BOWLING CONGRESS, PMB 219, 1270 N. Marine Drive, Suite 101, Tamuning, Guam 96913
 Tel.: 1-671-646-9081 Fax: 1-671-646-5986 E-mail: guambowling@udctan.com



ALL EVENTS - FEMALE DIVISION

Player Full Name	ID No Country	S I N G L E S						D O U B L E S						T E A M O F F O U R						A L L E V E N T S			Stand ing										
		1	2	3	4	5	6	Pin falls	Games Played	Ave.	1	2	3	4	5	6	Pin falls	Games Played	Ave.	1	2	3		4	5	6	Pin falls	Games Played	Ave.				
LIU, HSIAO-YING	260	CHINESE TAIPEI	210	198	220	167	174	159	1128	6	188.00	218	171	183	180	216	179	1147	6	191.17	206	126	177	143	201	193	1046	6	174.33	3,321	18	184.50	40
ONG, SHE NA	303	SINGAPORE	170	158	186	179	182	174	1049	6	174.83	242	178	202	183	189	183	1177	6	196.17	169	181	179	185	183	181	1078	6	179.67	3,304	18	183.56	41
KEMPPAINEN, TUULA	271	FINLAND	195	181	197	191	158	202	1124	6	187.33	180	216	222	178	167	205	1168	6	194.67	204	204	149	147	147	157	1008	6	168.00	3,300	18	183.33	42
ARANDIA, OLGA VANESSA	318	VENEZUELA	179	190	198	137	180	196	1080	6	180.00	216	182	208	188	202	178	1174	6	195.67	173	158	210	191	145	163	1040	6	173.33	3,294	18	183.00	43
CHOY, POH LAI	287	MALAYSIA	131	207	183	178	187	223	1109	6	184.83	180	196	190	183	189	158	1096	6	182.67	192	168	183	179	194	147	1063	6	177.17	3,268	18	181.56	44
FERNANDEZ, JESSICA M.S.	297	PUERTO RICO	175	211	186	177	159	167	1075	6	179.17	180	188	193	156	195	143	1055	6	175.83	210	187	188	202	167	182	1136	6	189.33	3,266	18	181.44	45
CHEN, KUAN-TING	259	CHINESE TAIPEI	214	148	254	190	178	166	1150	6	191.67	135	159	155	204	177	178	1008	6	168.00	145	216	224	170	156	182	1093	6	182.17	3,251	18	180.61	46
TOWERSEY, HOLLY	270	ENGLAND	154	194	185	159	163	165	1020	6	170.00	205	195	189	165	194	187	1135	6	189.17	202	146	197	186	171	189	1091	6	181.83	3,246	18	180.33	47
AZIELA, ZANDRA	285	MALAYSIA	199	208	204	205	183	168	1167	6	194.50	203	182	162	166	176	144	1033	6	172.17	197	178	169	164	153	174	1035	6	172.50	3,235	18	179.72	48
SMITH, JEMMA	269	ENGLAND	193	132	211	181	187	157	1061	6	176.83	149	168	199	177	206	169	1068	6	178.00	175	160	191	228	183	169	1106	6	184.33	3,235	18	179.72	48
GLENDERT, MALIN	310	SWEDEN	187	195	185	183	146	171	1067	6	177.83	200	188	145	198	224	171	1126	6	187.67	149	174	198	210	184	123	1038	6	173.00	3,231	18	179.50	50
TAN SHI HUA, JAZREEL	304	SINGAPORE	146	170	184	205	177	201	1083	6	180.50	178	178	202	172	195	200	1125	6	187.50	186	164	146	198	154	170	1018	6	169.67	3,226	18	179.22	51
WONG, FELICIA	258	CANADA	175	171	170	206	250	199	1171	6	195.17	161	212	154	175	167	170	1039	6	173.17	166	178	181	147	144	152	968	6	161.33	3,178	18	176.56	52
TOTSUKA, RIE	280	JAPAN	153	188	145	173	211	141	1011	6	168.50	215	164	166	160	183	190	1078	6	179.67	154	172	202	188	199	173	1088	6	181.33	3,177	18	176.50	53
INOUE, MIA	277	JAPAN	138	213	177	214	150	160	1052	6	175.33	170	153	208	159	195	135	1020	6	170.00	217	215	171	189	169	140	1101	6	183.50	3,173	18	176.28	54
QUINN, ERIN	257	CANADA	187	177	143	148	185	185	1025	6	170.83	237	162	214	210	165	203	1191	6	198.50	168	168	153	146	173	138	946	6	157.67	3,162	18	175.67	55
BESTIT, ENY ALEXANDRIA D.	319	VENEZUELA	163	147	168	196	170	165	1009	6	168.17	181	168	165	166	219	236	1135	6	189.17	173	179	180	142	147	156	977	6	162.83	3,121	18	173.39	56
RODRIGUEZ, HULDALIZ B.	299	PUERTO RICO	162	150	125	176	167	162	942	6	157.00	177	165	173	168	172	182	1037	6	172.83	183	199	170	179	234	169	1134	6	189.00	3,113	18	172.94	57
VAN DER MERWE, JOLENE	308	SOUTH AFRICA	165	172	176	221	160	160	1054	6	175.67	151	159	161	138	166	174	949	6	158.17	179	168	165	166	198	203	1079	6	179.83	3,082	18	171.22	58
LOTHERINGEN, ROXANNE	307	SOUTH AFRICA	191	175	209	149	154	179	1057	6	176.17	172	188	192	221	143	136	1052	6	175.33	158	189	148	124	149	185	953	6	158.83	3,062	18	170.11	59
WANG, TING-WEN	261	CHINESE TAIPEI	127	183	154	135	216	146	961	6	160.17	216	150	225	189	145	213	1138	6	189.67	193	166	146	116	142	158	921	6	153.50	3,020	18	167.78	60
CATBAGAN, CHERRYLYN	273	GUAM	133	165	147	173	117	192	927	6	154.50	154	175	211	168	187	182	1077	6	179.50	158	154	133	227	182	158	1012	6	168.67	3,016	18	167.56	61
LOPEZ, K-ANN	295	PHILIPPINES	171	154	164	164	161	174	988	6	164.67	138	139	180	131	187	181	956	6	159.33	177	192	147	168	187	184	1055	6	175.83	2,999	18	166.61	62
KIANES, CHESIL C.	298	PUERTO RICO	180	156	166	159	168	157	986	6	164.33	190	182	193	137	164	169	1035	6	172.50	199	129	146	156	169	178	977	6	162.83	2,998	18	166.56	63
DE KLERK, CANDICE	305	SOUTH AFRICA	200	157	186	136	166	126	971	6	161.83	193	209	180	135	189	136	1042	6	173.67	210	157	175	108	139	173	962	6	160.33	2,975	18	165.28	64
SAN NICOLAS, TELJANN	276	GUAM	185	154	135	125	131	200	930	6	155.00	168	106	126	170	115	173	858	6	143.00	130	119	173	140	117	146	825	6	137.50	2,613	18	145.17	65
PONCE, TIFFANY	275	GUAM	137	133	133	145	90	124	762	6	127.00	179	133	113	123	113	141	802	6	133.67	142	158	159	115	111	140	825	6	137.50	2,389	18	132.72	66
1, PACER	P01	PACER							0	0	0.00	0	0	0	0	0	0	0	6	0.00	0	0	0	0	0	0	0	6	0.00	0	12	0.00	67
2, PACER	P02	PACER							0	0	0.00	0	0	0	0	0	0	0	6	0.00	0	0	0	0	0	0	0	6	0.00	0	12	0.00	67
3, PACER	P03	PACER							0	0	0.00	0	0	0	0	0	0	0	6	0.00	0	0	0	0	0	0	0	6	0.00	0	12	0.00	67
4, PACER	P04	PACER							0	0	0.00	0	0	0	0	0	0	0	6	0.00	0	0	0	0	0	0	0	6	0.00	0	12	0.00	67
5, PACER	P05	PACER							0	0	0.00							0	6	0.00	0	0	0	0	0	0	0	6	0.00	0	6	0.00	67
6, PACER	P06	PACER							0	0	0.00							0	6	0.00	0	0	0	0	0	0	0	6	0.00	0	6	0.00	67



WORLD TENPIN BOWLING YOUTH CHAMPIONSHIPS

JULY 28 - AUGUST 8, 2004 CENTRAL LANES BOWLING CENTER, TAMUNING, GUAM

Hosted by: GUAM BOWLING CONGRESS, PMB 219, 1270 N. Marine Drive, Suite 101, Tamuning, Guam 96913
Tel.: 1-671-646-9081 Fax: 1-671-646-5986 E-mail: guambowling@udctan.com



ALL EVENTS - MALE DIVISION

Player Full Name	ID No	Country	S I N G L E S						D O U B L E S						T E A M O F F O U R						A L L E V E N T S		Stand ing										
			1	2	3	4	5	6	Pin falls	Games Played	Ave.	1	2	3	4	5	6	Pin falls	Games Played	Ave.	1	2		3	4	5	6	Pin falls	Games Played	Ave.			
			BELMONTE, JASON	101	AUSTRALIA	212	269	181	228	168	258	1316	6	219.33	183	151	192	238	265	252	1281	6		213.50	245	235	228	207	174	166	1255	6	209.17
O'SULLIVAN, DAVID R	208	USA	222	202	185	187	169	276	1241	6	206.83	198	228	182	246	235	208	1297	6	216.17	194	245	214	184	213	237	1287	6	214.50	3,825	18	212.50	2
YLITALO, MIKKO	130	FINLAND	197	187	203	200	237	207	1231	6	205.17	213	181	220	257	232	195	1298	6	216.33	211	254	232	183	200	199	1279	6	213.17	3,808	18	211.56	3
ANDERSSON, ROBERT	193	SWEDEN	226	158	190	226	204	212	1216	6	202.67	234	192	219	287	217	237	1386	6	231.00	190	197	189	174	185	199	1134	6	189.00	3,736	18	207.56	4
ZULKIFLI, ZULMAZRAN	158	MALAYSIA	190	232	200	188	148	185	1143	6	190.50	234	257	238	203	165	231	1328	6	221.33	245	191	212	212	191	195	1246	6	207.67	3,717	18	206.50	5
PALERMAA, OSKU	128	FINLAND	152	171	227	202	198	175	1125	6	187.50	194	199	206	211	279	202	1291	6	215.17	190	181	248	254	241	178	1292	6	215.33	3,708	18	206.00	6
WU, SIU HONG	138	HONGKONG	217	213	191	203	208	178	1210	6	201.67	160	212	186	218	221	211	1208	6	201.33	245	194	265	211	171	192	1278	6	213.00	3,696	18	205.33	7
LARPAPHARAT, YANNAPHON	197	THAILAND	182	212	178	191	191	214	1168	6	194.67	223	178	172	174	216	244	1207	6	201.17	220	239	256	163	222	220	1320	6	220.00	3,695	18	205.28	8
KANOLD, MIKAEL	195	SWEDEN	196	188	233	203	181	158	1159	6	193.17	228	163	221	191	213	197	1213	6	202.17	210	235	216	215	190	246	1312	6	218.67	3,684	18	204.67	9
BUFFA, MARK	107	CANADA	194	142	214	243	206	161	1160	6	193.33	231	221	192	232	194	210	1280	6	213.33	192	231	235	193	214	162	1227	6	204.50	3,667	18	203.72	10
HERRBACH, CLAY	206	USA	198	260	216	152	191	158	1175	6	195.83	221	185	216	207	205	235	1269	6	211.50	188	235	245	184	199	170	1221	6	203.50	3,665	18	203.61	11
YAMAMOTO, ISAO	145	JAPAN	202	197	184	167	194	209	1153	6	192.17	209	247	246	155	268	188	1313	6	218.83	216	226	201	167	197	183	1190	6	198.33	3,656	18	203.11	12
HAGGERTY, PATRICK J	205	USA	200	164	210	142	225	189	1130	6	188.33	200	257	233	237	183	169	1279	6	213.17	227	200	171	186	206	215	1205	6	200.83	3,614	18	200.78	13
WU, HAO-MING	114	CHINESE TAIPEI	258	175	199	194	208	202	1236	6	206.00	244	189	203	209	173	150	1168	6	194.67	199	234	204	185	196	190	1208	6	201.33	3,612	18	200.67	14
WILLIAMS, STUART	126	ENGLAND	195	128	221	195	199	200	1138	6	189.67	169	198	205	215	254	214	1255	6	209.17	207	227	188	193	161	229	1205	6	200.83	3,598	18	199.89	15
DUENAS, JONATHAN	133	GUAM	167	177	201	189	203	202	1139	6	189.83	192	206	211	215	202	223	1249	6	208.17	238	182	211	194	215	167	1207	6	201.17	3,595	18	199.72	16
CHANG, CHAN-CHIH	111	CHINESE TAIPEI	198	183	195	194	179	203	1152	6	192.00	197	194	206	202	183	224	1206	6	201.00	204	188	221	181	216	225	1235	6	205.83	3,593	18	199.61	17
BIEHL, JOAKIM	194	SWEDEN	171	211	185	188	187	241	1183	6	197.17	219	208	189	194	192	169	1171	6	195.17	248	184	214	171	194	226	1237	6	206.17	3,591	18	199.50	18
RODRIGUEZ, CESAR	212	VENEZUELA	163	202	183	232	177	211	1168	6	194.67	190	183	192	203	204	212	1184	6	197.33	212	201	226	238	180	178	1235	6	205.83	3,587	18	199.28	19
MEDINA, RAFAEL	211	VENEZUELA	166	174	236	175	203	188	1142	6	190.33	174	218	198	243	218	195	1246	6	207.67	194	216	191	186	203	207	1197	6	199.50	3,585	18	199.17	20
CHOE, BOK-EUM	148	KOREA	181	198	196	177	220	233	1205	6	200.83	216	189	204	174	206	167	1156	6	192.67	236	172	210	205	195	202	1220	6	203.33	3,581	18	198.94	21
KEMPPAINEN, JOUNI	196	SWEDEN	187	183	223	179	211	188	1171	6	195.17	202	182	207	223	231	179	1224	6	204.00	206	169	236	171	201	192	1175	6	195.83	3,570	18	198.33	22
DIOMEDE, JORGE GUEDEZ	209	VENEZUELA	174	179	172	195	184	184	1088	6	181.33	202	184	175	224	238	217	1240	6	206.67	234	234	189	189	203	189	1238	6	206.33	3,566	18	198.11	23
KO, SUK-HWAN	149	KOREA	178	246	205	179	177	179	1164	6	194.00	176	202	182	202	170	239	1171	6	195.17	218	188	255	177	202	191	1231	6	205.17	3,566	18	198.11	23
QUALISCHEFSKI, BRANDON	104	AUSTRALIA	190	171	167	153	205	205	1091	6	181.83	217	176	233	183	203	252	1264	6	210.67	181	247	197	166	217	198	1206	6	201.00	3,561	18	197.83	25
AL SHAIK, BADER ABDULLA	179	SAUDI ARABIA	251	216	144	158	183	174	1126	6	187.67	203	171	188	172	225	212	1171	6	195.17	238	224	237	169	171	222	1261	6	210.17	3,558	18	197.67	26
ANG, ADRIAN	155	MALAYSIA	194	207	221	190	221	184	1217	6	202.83	148	205	185	162	171	198	1069	6	178.17	202	216	215	246	202	178	1259	6	209.83	3,545	18	196.94	27
NAVA, PEDRO FELIPE	161	MEXICO	171	176	176	191	243	187	1144	6	190.67	193	253	174	190	215	203	1228	6	204.67	183	173	258	226	177	155	1172	6	195.33	3,544	18	196.89	28
HUOLMAN, JOONAS	127	FINLAND	162	178	198	234	199	192	1163	6	193.83	190	190	172	173	203	254	1182	6	197.00	186	257	193	161	235	163	1195	6	199.17	3,540	18	196.67	29
YOSHINO, MASATOKI	143	JAPAN	225	214	210	136	234	209	1228	6	204.67	190	188	200	160	246	216	1200	6	200.00	168	201	198	178	185	177	1107	6	184.50	3,535	18	196.39	30
FERNANDEZ, CHRIS	108	CANADA	177	225	203	175	194	171	1145	6	190.83	176	191	234	169	223	191	1184	6	197.33	179	205	248	210	191	170	1203	6	200.50	3,532	18	196.22	31
KONG, AARON	156	MALAYSIA	179	165	200	212	173	189	1118	6	186.33	214	192	168	183	165	181	1103	6	183.83	212	223	207	224	186	244	1296	6	216.00	3,517	18	195.39	32
LEAN, JARROD	102	AUSTRALIA	143	183	246	211	204	187	1174	6	195.67	194	155	203	227	210	186	1175	6	195.83	185	187	202	205	190	196	1165	6	194.17	3,514	18	195.22	33
TAKAHASHI, TOSHIHIKO	144	JAPAN	221	182	193	211	193	151	1151	6	191.83	172	197	197	199	213	204	1182	6	197.00	179	227	191	205	221	158	1181	6	196.83	3,514	18	195.22	33

FAHAD, AL EMADI	173 QATAR	177	176	178	192	174	221	1118	6	186.33	211	204	204	210	176	224	1229	6	204.83	216	170	189	215	190	185	1165	6	194.17	3,512	18	195.11	35
CHEW, FAIZAL	183 SINGAPORE	182	175	220	207	201	238	1223	6	203.83	204	200	150	182	193	210	1139	6	189.83	177	187	212	236	131	205	1148	6	191.33	3,510	18	195.00	36
KUNAKSORN, SITTHIPHON	198 THAILAND	164	171	207	202	198	188	1130	6	188.33	198	220	201	214	139	165	1137	6	189.50	202	194	231	174	216	215	1232	6	205.33	3,499	18	194.39	37
PARK, SANG-PIL	150 KOREA	179	175	207	171	219	196	1147	6	191.17	241	212	186	167	172	225	1203	6	200.50	246	197	179	181	179	167	1149	6	191.50	3,499	18	194.39	37

[First](#) [Previous](#) [Next](#) [Last](#)




8th WTBA WORLD TENPIN BOWLING YOUTH CHAMPIONSHIPS
JULY 28 - AUGUST 8, 2004 CENTRAL LANES BOWLING CENTER, TAMUNING, GUAM
 Hosted by: GUAM BOWLING CONGRESS, PMB 219, 1270 N. Marine Drive, Suite 101, Tamuning, Guam 96913
 Tel.: 1-671-646-9081 Fax: 1-671-646-5986 E-mail: guambowling@udctan.com

ALL EVENTS - MALE DIVISION

Player ID Full Name	No	Country	SINGLES						DOUBLES						TEAM OF FOUR						ALL EVENTS			Stand ing									
			1	2	3	4	5	6	Pin Games falls Played	Ave.	1	2	3	4	5	6	Pin Games falls Played	Ave.	1	2	3	4	5		6	Pin Games falls Played	Ave.	Pin Games falls Played	Ave.				
AL ENZI, BASEL	151	KUWAIT	199	197	165	151	205	180	1097	6	182.83	210	212	196	200	210	212	1240	6	206.67	165	200	200	176	166	245	1152	6	192.00	3,489	18	193.83	39
CASSEL, DALE	187	SOUTH AFRICA	199	190	201	209	165	165	1129	6	188.17	128	174	214	234	223	166	1139	6	189.83	202	213	222	183	179	222	1221	6	203.50	3,489	18	193.83	39
NADRI, MOHD	157	MALAYSIA	200	153	219	164	170	234	1140	6	190.00	171	205	205	215	180	200	1176	6	196.00	200	208	216	183	175	190	1172	6	195.33	3,488	18	193.78	41
AL ZAIDAN, MOHAMED	152	KUWAIT	203	177	189	154	208	184	1115	6	185.83	181	182	200	182	217	223	1185	6	197.50	160	222	213	187	193	210	1185	6	197.50	3,485	18	193.61	42
ROSE, TYE	109	CANADA	184	167	196	126	211	175	1059	6	176.50	132	216	177	202	199	191	1117	6	186.17	280	181	214	198	216	212	1301	6	216.83	3,477	18	193.17	43
YAMASHITA, TOMOKATSU	146	JAPAN	209	198	170	235	190	181	1183	6	197.17	185	182	217	180	174	170	1108	6	184.67	202	190	224	175	203	185	1179	6	196.50	3,470	18	192.78	44
STOTT, PAUL	142	IRELAND	189	203	173	257	211	213	1246	6	207.67	188	170	167	185	191	195	1096	6	182.67	193	213	168	139	274	136	1123	6	187.17	3,465	18	192.50	45
TOLONEN, SAMI	129	FINLAND	210	165	179	210	191	196	1151	6	191.83	190	176	173	192	168	198	1097	6	182.83	210	210	225	201	195	172	1213	6	202.17	3,461	18	192.28	46
TUPAZ, JON CARLO	166	PHILIPPINES	179	190	226	155	192	190	1132	6	188.67	171	148	187	225	195	188	1114	6	185.67	197	180	242	198	175	217	1209	6	201.50	3,455	18	191.94	47
CALVO, ENRIQUE	160	MEXICO	174	222	175	197	163	203	1134	6	189.00	144	245	199	178	151	179	1096	6	182.67	210	207	180	198	197	228	1220	6	203.33	3,450	18	191.67	48
HABIB, MOHAMED HUSSEIN	153	KUWAIT	229	184	196	168	253	172	1202	6	200.33	196	177	179	200	148	223	1123	6	187.17	215	148	234	150	183	183	1113	6	185.50	3,438	18	191.00	49
TSENG, ERIC TAK HIN	137	HONGKONG	191	222	148	173	245	211	1190	6	198.33	192	158	155	177	213	153	1048	6	174.67	219	187	216	196	200	181	1199	6	199.83	3,437	18	190.94	50
ADA, JOHN JOHN	131	GUAM	236	155	130	176	190	202	1089	6	181.50	200	191	245	175	173	182	1166	6	194.33	181	186	239	181	210	177	1174	6	195.67	3,429	18	190.50	51
O'CONNOR, STEPHEN	140	IRELAND	172	241	200	149	227	181	1170	6	195.00	223	158	169	213	171	202	1136	6	189.33	157	162	209	173	191	217	1109	6	184.83	3,415	18	189.72	52
CHENG, HSING-CHAO	112	CHINESE TAIPEI	188	202	192	168	180	200	1130	6	188.33	189	199	225	193	205	158	1169	6	194.83	194	201	166	233	154	167	1115	6	185.83	3,414	18	189.67	53
TEE, MARKWIN	165	PHILIPPINES	212	200	184	192	174	183	1145	6	190.83	223	190	182	185	177	191	1148	6	191.33	173	179	182	187	191	207	1119	6	186.50	3,412	18	189.56	54
ZAPANTA, RAYMOND	177	SAIPAN	193	141	170	186	168	212	1070	6	178.33	146	181	179	155	207	222	1090	6	181.67	217	160	255	205	213	192	1242	6	207.00	3,402	18	189.00	55
CHA, JI-HYUN	147	KOREA	249	220	168	245	179	170	1231	6	205.17	150	165	199	172	223	156	1065	6	177.50	205	181	195	143	194	186	1104	6	184.00	3,400	18	188.89	56
PRATS, ALEJANDRO	121	DOMINICAN	199	223	142	188	210	178	1140	6	190.00	171	202	204	245	221	136	1179	6	196.50	166	236	179	156	175	164	1076	6	179.33	3,395	18	188.61	57
ZHONG, LIM	186	SINGAPORE	204	206	205	196	181	189	1181	6	196.83	172	180	204	179	154	203	1092	6	182.00	189	156	202	207	170	190	1114	6	185.67	3,387	18	188.17	58
AL ZAABI, OBAID IBRAHIM	204	UNITED ARAB	204	194	206	197	158	182	1141	6	190.17	156	201	193	172	255	153	1130	6	188.33	188	198	187	171	165	197	1106	6	184.33	3,377	18	187.61	59
MODH, AL MANNAI	174	QATAR	195	198	207	161	159	184	1104	6	184.00	199	191	165	180	200	169	1104	6	184.00	224	189	189	152	212	201	1167	6	194.50	3,375	18	187.50	60
DEVLIN, LEON	124	ENGLAND	183	211	171	162	160	180	1067	6	177.83	234	181	147	172	269	226	1229	6	204.83	224	190	172	165	134	192	1077	6	179.50	3,373	18	187.39	61
AHMED, AL KUWARI	172	QATAR	179	218	166	190	233	161	1147	6	191.17	198	224	210	154	179	220	1185	6	197.50	181	172	183	147	171	185	1039	6	173.17	3,371	18	187.28	62
FERREIRA, JOSE	210	VENEZUELA	172	161	176	182	190	157	1038	6	173.00	177	171	181	200	240	221	1190	6	198.33	216	218	227	150	157	171	1139	6	189.83	3,367	18	187.06	63
CABALLERO, MELVIN OCANDO	191	SPAIN	183	226	151	180	143	166	1049	6	174.83	161	204	175	185	177	184	1086	6	181.00	206	202	174	215	209	219	1225	6	204.17	3,360	18	186.67	64
ONG, FREDERICK	164	PHILIPPINES	217	176	166	186	121	191	1057	6	176.17	234	155	211	201	165	233	1199	6	199.83	187	147	223	198	148	200	1103	6	183.83	3,359	18	186.61	65
MURRAY, AARON S	207	USA	180	173	204	170	168	198	1093	6	182.17	171	196	195	215	189	189	1155	6	192.50	190	169	185	202	210	153	1109	6	184.83	3,357	18	186.50	66
AL ATTAR, MAHMOOD AHMED	202	UNITED ARAB	150	145	152	224	184	191	1046	6	174.33	180	211	177	234	183	165	1150	6	191.67	223	169	233	204	159	172	1160	6	193.33	3,356	18	186.44	67
AL DUBYAN, KHALED	154	KUWAIT	217	195	201	187	177	173	1150	6	191.67	206	137	192	173	159	193	1060	6	176.67	215	216	178	178	159	196	1142	6	190.33	3,352	18	186.22	68
ELLIOTT, AARON	134	GUAM	178	178	170	171	167	164	1028	6	171.33	187	234	183	179	205	197	1185	6	197.50	194	168	210	198	190	179	1139	6	189.83	3,352	18	186.22	68
RICHARDS, VICTOR JR	122	DOMINICAN	176	167	216	182	179	199	1119	6	186.50	179	155	192	198	204	174	1102	6	183.67	178	223	199	172	159	194	1125	6	187.50	3,346	18	185.89	70
ONG, STANLEY	185	SINGAPORE	175	181	203	173	148	169	1049	6	174.83	151	216	220	160	269	174	1190	6	198.33	211	211	178	180	171	152	1103	6	183.83	3,342	18	185.67	71
HERNANDEZ, MIGUEL JOSE DIAZ	168	PUERTO RICO	170	202	192	138	193	221	1116	6	186.00	190	191	187	172	201	180	1121	6	186.83	192	213	162	154	199	183	1103	6	183.83	3,340	18	185.56	72

CANDANO, DIEGO	163	PHILIPPINES	223	170	143	137	157	190	1020	6	170.00	173	166	189	194	232	209	1163	6	193.83	175	205	181	218	210	163	1152	6	192.00	3,335	18	185.28	73
HAMDI, MISHAL HASSAN	180	SAUDI ARABIA	182	173	175	154	163	178	1025	6	170.83	243	222	226	234	171	202	1298	6	216.33	188	159	139	171	159	182	998	6	166.33	3,321	18	184.50	74
SOTRES, FERNANDO	162	MEXICO	204	188	157	183	203	192	1127	6	187.83	217	183	188	211	167	211	1177	6	196.17	172	170	166	174	166	169	1017	6	169.50	3,321	18	184.50	74
SANCHEZ, MARCOS PEREZ	192	SPAIN	184	187	180	188	203	190	1132	6	188.67	183	187	174	130	180	212	1066	6	177.67	213	192	206	133	172	198	1114	6	185.67	3,312	18	184.00	76
KING, WARREN L.	189	SOUTH AFRICA	161	178	165	201	243	215	1163	6	193.83	133	202	175	182	165	157	1014	6	169.00	210	185	197	201	163	172	1128	6	188.00	3,305	18	183.61	77
AL ALI, MOHAMED A. R.	201	UNITED ARAB	200	183	218	171	205	198	1175	6	195.83	199	175	189	172	160	172	1067	6	177.83	226	156	162	188	176	154	1062	6	177.00	3,304	18	183.56	78
VALIERES, MATHIEU	110	CANADA	191	174	182	209	179	223	1158	6	193.00	182	163	179	171	171	247	1113	6	185.50	191	153	176	174	160	177	1031	6	171.83	3,302	18	183.44	79
HUANG, TENG-WEI	113	CHINESE TAIPEI	178	160	170	171	187	220	1086	6	181.00	215	177	185	154	129	160	1020	6	170.00	200	212	185	204	203	180	1184	6	197.33	3,290	18	182.78	80
CASTRO, JD	132	GUAM	131	182	223	204	146	167	1053	6	175.50	191	152	210	178	189	167	1087	6	181.17	168	252	161	200	168	180	1129	6	188.17	3,269	18	181.61	81


[First](#) [Previous](#) [Next](#) [Last](#)




ALL EVENTS - MALE DIVISION

Player Full Name	ID No	Country	S I N G L E S									D O U B L E S									T E A M O F F O U R									A L L E V E N T S			Stand ing
			1	2	3	4	5	6	Pin falls	Games Played	Ave.	1	2	3	4	5	6	Pin falls	Games Played	Ave.	1	2	3	4	5	6	Pin falls	Games Played	Ave.				
NG, RICK KWUN TING	136	HONGKONG	169	222	189	164	150	137	1031	6	171.83	175	146	190	188	202	246	1147	6	191.17	174	172	215	202	169	156	1088	6	181.33	3,266	18	181.44	82
ARDIN, ANDRAUNICK SIMOUNET	167	PUERTO RICO	200	175	224	203	180	174	1156	6	192.67	184	174	141	165	139	174	977	6	162.83	184	179	127	174	279	187	1130	6	188.33	3,263	18	181.28	83
YUNQUE, MIGUEL ANGEL GUZMAN	170	PUERTO RICO	179	173	153	176	134	214	1029	6	171.50	221	192	190	191	224	167	1185	6	197.50	151	200	181	172	167	170	1041	6	173.50	3,255	18	180.83	84
LOUW, FRANCOIS	190	SOUTH AFRICA	161	234	206	194	146	155	1096	6	182.67	194	206	216	162	182	172	1132	6	188.67	182	157	184	191	130	172	1016	6	169.33	3,244	18	180.22	85
ZAPANTA, RUSELLE	178	SAIPAN	168	197	215	194	172	148	1094	6	182.33	179	180	157	161	157	189	1023	6	170.50	147	176	234	200	162	190	1109	6	184.83	3,226	18	179.22	86
CARTAGENA GARCIA,	119	DOMINICAN	171	193	194	149	174	152	1033	6	172.17	174	148	221	192	177	162	1074	6	179.00	184	177	224	167	173	189	1114	6	185.67	3,221	18	178.94	87
ANG, OMAR DAVID	159	MEXICO	162	148	181	132	206	162	991	6	165.17	200	164	203	185	210	190	1152	6	192.00	203	156	160	221	156	168	1064	6	177.33	3,207	18	178.17	88
CHEW, HELIM	184	SINGAPORE	138	153	158	173	139	167	928	6	154.67	172	215	203	204	233	193	1220	6	203.33	156	148	200	187	177	172	1040	6	173.33	3,188	18	177.11	89
O'BRIEN, MATTHEW	103	AUSTRALIA	215	155	173	155	178	176	1052	6	175.33	195	157	179	168	177	188	1064	6	177.33	202	178	173	161	170	185	1069	6	178.17	3,185	18	176.94	90
VATCHARAPONG, PUMIWAT	200	THAILAND	223	197	178	171	146	189	1104	6	184.00	181	221	190	137	179	189	1097	6	182.83	167	177	171	157	128	181	981	6	163.50	3,182	18	176.78	91
AL ZAROUNI, MARWAN ISMAIL	203	UNITED ARAB	191	188	212	156	179	184	1110	6	185.00	163	197	163	167	165	164	1019	6	169.83	170	170	171	159	231	151	1052	6	175.33	3,181	18	176.72	92
CROKE, SEAN	123	ENGLAND	148	169	171	181	177	183	1029	6	171.50	174	161	169	185	188	234	1111	6	185.17	163	156	169	175	220	152	1035	6	172.50	3,175	18	176.39	93
HAYNE, RYAN	188	SOUTH AFRICA	190	165	197	170	162	193	1077	6	179.50	180	211	160	200	148	145	1044	6	174.00	158	163	187	177	185	178	1048	6	174.67	3,169	18	176.06	94
KENDALL, ROBERT	125	ENGLAND	158	151	193	187	141	205	1035	6	172.50	184	186	209	161	235	187	1162	6	193.67	186	184	153	97	153	199	972	6	162.00	3,169	18	176.06	94
ORTIZ, DANIEL ANGEL	169	PUERTO RICO	110	148	172	125	206	189	950	6	158.33	219	164	214	163	183	187	1130	6	188.33	161	177	176	179	167	228	1088	6	181.33	3,168	18	176.00	96
ISSA, AL BADER	171	QATAR	190	153	190	199	146	171	1049	6	174.83	181	136	186	145	177	187	1012	6	168.67	171	194	163	142	203	201	1074	6	179.00	3,135	18	174.17	97
FITZGERALD, KEVIN	139	IRELAND	147	160	177	181	178	166	1009	6	168.17	183	187	180	157	185	192	1084	6	180.67	176	168	167	174	177	175	1037	6	172.83	3,130	18	173.89	98
KWAN, MAX YUEN WAI	135	HONGKONG	174	169	121	136	166	167	933	6	155.50	197	169	203	184	186	155	1094	6	182.33	167	184	178	169	180	200	1078	6	179.67	3,105	18	172.50	99
O'HANRAHAN, BARRY	141	IRELAND	192	168	180	121	150	142	953	6	158.83	222	182	159	188	219	190	1160	6	193.33	166	171	171	137	173	136	954	6	159.00	3,067	18	170.39	100
AL SHAIK, HASSAN ABDULLAH	182	SAUDI ARABIA	153	215	200	177	164	133	1042	6	173.67	148	141	172	193	173	124	951	6	158.50	164	203	180	159	160	185	1051	6	175.17	3,044	18	169.11	101
CHAMROONROT, NAPAT	199	THAILAND	134	179	177	193	150	155	988	6	164.67	150	181	151	161	168	170	981	6	163.50	152	190	151	221	180	180	1074	6	179.00	3,043	18	169.06	102
ANGELES, RAYMOND	175	SAIPAN	184	155	166	195	133	187	1020	6	170.00	167	170	177	204	172	210	1100	6	183.33	188	167	133	133	150	139	910	6	151.67	3,030	18	168.33	103
JURAFANI, FAISAL IBRAHIM	181	SAUDI ARABIA	158	145	167	210	144	160	984	6	164.00	142	177	125	222	186	142	994	6	165.67	174	123	185	140	174	188	984	6	164.00	2,962	18	164.56	104
PANGELINAN, LEONARD	176	SAIPAN	160	147	144	160	155	151	917	6	152.83	166	140	159	199	144	240	1048	6	174.67	178	159	164	161	182	136	980	6	163.33	2,945	18	163.61	105
1, PACER	P01	PACER							0	0	0.00							0	0	0.00	0	0	0	0	0	0	0	6	0.00	0	6	0.00	106
2, PACER	P02	PACER							0	0	0.00							0	0	0.00	0	0	0	0	0	0	0	6	0.00	0	6	0.00	106
3, PACER	P03	PACER							0	0	0.00							0	0	0.00	0	0	0	0	0	0	0	6	0.00	0	6	0.00	106
4, PACER	P04	PACER							0	0	0.00							0	0	0.00	0	0	0	0	0	0	0	6	0.00	0	6	0.00	106
5, PACER	P05	PACER							0	0	0.00							0	0	0.00	0	0	0	0	0	0	0	6	0.00	0	6	0.00	106
6, PACER	P06	PACER							0	0	0.00							0	0	0.00	0	0	0	0	0	0	0	6	0.00	0	6	0.00	106
7, PACER	P07	PACER							0	0	0.00							0	0	0.00	0	0	0	0	0	0	0	6	0.00	0	6	0.00	106

[First](#) [Previous](#) [Next](#) [Last](#)

 8th WTBA WORLD TENPIN BOWLING YOUTH CHAMPIONSHIPS JULY 28 - AUGUST 8, 2004 CENTRAL LANES BOWLING CENTER, TAMUNING, GUAM Hosted by: GUAM BOWLING CONGRESS, PMB 219, 1270 N. Marine Drive, Suite 101, Tamuning, Guam 96913 Tel: 1-671-646-9081 Fax: 1-671-646-5986 E-mail: guambowling@udctan.com																												
MASTERS EVENT - FEMALE DIVISION																												
Fos.	Player Name	No.	Country	G01	B	G02	B	G03	B	G04	B	G05	B	G06	B	G07	B	G08	B	G01-08	Bonus	# Ave	Scratch	Total	Grand	Grand	Fins	
				G09	B	G10	B	G11	B	G12	B	G13	B	G14	B	G15	B	G16	B	G09-16	Pts	16 Ave	Total	Bonus	Total	Average	Behind	
1	PETRICK, JENNIFER	315	USA	220	10	221	10	195	10	247	10	223	10	227	10	187	10	186	0	1706	70	213.25						
				175	0	209	10	169	0	225	10	234	10	223	10	181	0	181	10	1597	50	199.63	3303	120	3423	206.44	0	
2	NATION, STEFANIE L.	314	USA	184	0	226	10	190	0	216	10	212	10	210	10	195	0	198	10	1631	50	203.88						
				202	0	193	10	171	0	214	10	214	0	215	0	244	10	209	10	1662	40	207.75	3293	90	3383	205.81	40	
3	KANG, HYUN-JIN	283	KOREA	160	0	226	10	188	0	211	10	236	10	217	10	204	10	245	10	1687	60	210.88						
				210	0	206	10	169	0	236	10	237	10	149	0	208	0	180	0	1595	30	199.38	3282	90	3372	205.13	51	
4	MAKELA, MINNA	272	FINLAND	216	10	254	10	192	10	155	0	177	0	248	10	185	0	203	10	1630	50	203.75						
				205	10	186	10	198	10	233	10	192	10	165	10	190	10	194	0	1563	70	195.38	3193	120	3313	199.56	110	
5	MANNS, ANITA	313	USA	215	10	202	0	195	0	180	0	255	10	193	10	161	0	164	0	1565	30	195.63						
				237	10	203	10	243	10	201	10	170	0	164	0	191	10	234	10	1643	60	205.38	3208	90	3298	200.50	125	
6	HWANG, SUN-OK	282	KOREA	234	10	244	10	162	0	203	10	163	0	234	10	212	10	184	0	1636	50	204.50						
				187	10	217	10	221	10	201	0	171	0	185	0	187	0	169	0	1538	30	192.25	3174	80	3254	198.38	169	
7	SANDHAM, OLIMAD.	316	USA	152	0	168	0	171	0	188	10	216	10	201	10	198	10	206	10	1500	50	187.50						
				226	10	181	0	215	0	221	10	193	10	194	10	204	10	190	10	1624	60	203.00	3124	110	3234	195.25	189	
8	KAWAMURA, MIHORO	278	JAPAN	203	0	142	0	241	10	176	0	213	0	221	10	232	10	185	10	1613	40	201.63						
				205	10	202	0	190	10	144	0	190	0	202	10	187	0	204	10	1524	40	190.50	3137	80	3217	196.06	206	
9	LAGRANGE, CAROLINE	255	CANADA	190	10	234	10	172	0	191	10	225	10	205	0	171	0	187	0	1575	40	196.88						
				228	10	223	10	213	10	183	0	213	0	165	0	165	0	181	0	1571	30	196.38	3146	70	3216	196.63	207	
10	ABRANTES, CHECHE	293	PHILIPPINES	205	10	216	10	182	10	192	10	191	0	159	0	178	10	177	0	1500	50	187.50						
				176	0	201	0	194	10	200	0	193	10	207	10	216	10	193	0	1580	40	197.50	3080	90	3170	192.50	253	
11	FLANAGAN, JAYDE	251	AUSTRALIA	174	0	168	0	178	10	181	0	177	10	171	0	206	10	211	10	1466	40	183.25						
				210	0	171	0	179	0	168	0	215	10	190	0	195	10	217	10	1545	30	193.13	3011	70	3081	188.19	342	
12	LOMELI, ILIANA	292	MEXICO	190	10	149	0	200	10	178	0	148	0	223	0	190	0	171	10	1449	30	181.13						
				212	10	204	10	221	10	212	0	178	10	185	10	175	0	158	0	1545	50	193.13	2994	80	3074	187.13	349	
13	GONGORA, SANDRA	291	MEXICO	164	0	177	10	263	10	124	0	195	0	182	0	176	0	161	0	1442	20	180.25						
				201	0	210	0	203	0	202	0	173	0	189	0	185	10	199	10	1562	20	195.25	3004	40	3044	187.75	379	
14	MANDAPAT, FELYMAR	274	GUAM	189	0	197	0	137	0	194	0	226	10	172	0	177	0	150	0	1442	10	180.25						
				189	10	200	0	203	10	204	10	168	0	225	10	180	0	168	10	1537	50	192.13	2979	60	3039	186.19	384	
15	HUI YANG, TAY	301	SINGAPORE	184	10	192	0	179	10	204	10	195	0	163	0	166	0	205	10	1488	40	186.00						
				183	0	181	0	166	0	194	0	223	10	191	0	179	0	173	0	1490	10	186.25	2978	50	3028	186.13	395	
16	POSADAS, APPLE	296	PHILIPPINES	188	0	176	0	148	0	179	0	194	0	164	0	213	10	156	0	1418	10	177.25						
				145	0	202	0	156	0	198	10	152	0	214	10	207	10	190	0	1464	30	183.00	2882	40	2922	180.13	501	

 8th WTBA WORLD TENPIN BOWLING YOUTH CHAMPIONSHIPS JULY 28 - AUGUST 8, 2004 CENTRAL LANES BOWLING CENTER, TAMUNING, GUAM Hosted by: GUAM BOWLING CONGRESS, PMB 219, 1270 N. Marine Drive, Suite 101, Tamuning, Guam 96913 Tel.: 1-671-646-9081 Fax: 1-671-646-5986 E-mail: guambowling@udctan.com																													
MASTERS EVENT - MALE DIVISION																													
Pos.	Player Name	No.	Country	G01	B	G02	B	G03	B	G04	B	G05	B	G06	B	G07	B	G08	B	G01-08	Bonus	8 Ave	Scratch	Total	Grand	Grand	Fins		
				G09	B	G10	B	G11	B	G12	B	G13	B	G14	B	G15	B	G16	B	G09-16	Fis	16 Ave	Total	Bonus	Total	Average	Behind		
1	BELMONTE, JASON	101	AUSTRALIA	247	10	158	0	208	0	258	10	222	10	171	0	223	10	230	0	1717	40	214.63							
				245	10	223	10	226	10	194	0	232	0	234	10	225	10	216	10	1795	60	224.38	3512	100	3612	219.50	0		
2	LARPAPHARAT, YANNAP	197	THAILAND	230	10	208	10	212	10	267	10	203	0	203	10	235	10	190	0	1748	60	218.50							
				203	0	213	10	206	10	174	0	256	10	214	10	210	10	200	0	1676	50	209.50	3424	110	3534	214.00	78		
3	WU, SIU HONG	138	HONGKONG	199	0	268	10	215	0	194	10	235	10	194	0	176	0	256	10	1737	40	217.13							
				228	0	191	0	235	10	203	10	225	10	194	0	193	0	219	10	1688	40	211.00	3425	80	3505	214.06	107		
4	HERRBACH, CLAY	206	USA	200	0	167	0	225	10	265	10	224	0	185	10	200	0	215	0	1681	30	210.13							
				209	10	184	0	234	0	203	10	237	10	224	10	214	10	200	0	1705	50	213.13	3386	80	3466	211.63	146		
5	HAGGERTY, PATRICK J	205	USA	197	0	178	10	188	0	158	0	225	0	169	0	223	10	206	10	1544	30	193.00							
				199	0	228	10	234	10	208	10	254	0	218	10	258	10	224	10	1823	60	227.88	3367	90	3457	210.44	155		
6	ANDERSSON, ROBERT	193	SWEDEN	212	10	185	10	183	0	174	0	257	10	191	0	191	0	222	10	1615	40	201.88							
				231	10	195	0	236	10	201	0	227	10	205	0	180	10	222	10	1697	50	212.13	3312	90	3402	207.00	210		
7	KANOLD, MIKAEL	195	SWEDEN	153	0	183	10	254	10	262	10	239	10	218	0	235	10	226	10	1770	60	221.25							
				175	0	211	0	216	10	174	0	168	0	176	0	235	10	168	0	1523	20	190.38	3293	80	3373	205.81	239		
7	O'SULLIVAN, DAMD R	208	USA	204	10	233	10	221	10	219	10	171	0	221	10	189	0	161	0	1619	50	202.38							
				225	10	165	0	225	0	198	0	164	0	194	0	279	10	224	10	1674	30	209.25	3293	80	3373	205.81	239		
9	WILLIAMS, STUART	126	ENGLAND	231	10	214	10	178	0	193	0	179	10	159	0	202	10	189	0	1545	40	193.13							
				248	10	230	10	188	0	215	0	262	10	207	10	214	0	180	0	1744	40	218.00	3289	80	3369	205.56	243		
10	YAMAMOTO, ISAO	145	JAPAN	188	0	203	0	235	10	213	10	221	0	233	10	235	10	200	0	1728	40	216.00							
				188	0	200	0	147	0	183	0	175	10	182	10	237	10	227	10	1539	40	192.38	3267	80	3347	204.19	265		
11	WU, HAO-MING	114	CHINESE TAIPEI	213	10	211	0	193	10	199	0	204	10	215	10	167	0	214	0	1616	40	202.00							
				206	10	223	0	238	10	204	10	202	10	181	0	160	0	206	0	1620	40	202.50	3236	80	3316	202.25	296		
12	YLITALO, MIKKO	130	FINLAND	216	0	165	10	180	0	183	0	176	0	159	0	266	10	233	10	1578	30	197.25							
				158	0	212	10	203	10	223	10	194	10	213	0	225	0	225	10	1653	50	206.63	3231	80	3311	201.94	301		
13	BUFFA, MARK	107	CANADA	225	10	190	0	223	10	196	0	214	10	220	10	219	10	227	10	1714	60	214.25							
				200	0	213	10	182	0	216	0	135	0	185	0	201	0	172	0	1504	10	188.00	3218	70	3288	201.13	324		
14	ZULKIFLI, ZULMAZLAN	158	MALAYSIA	166	0	181	0	214	0	201	0	167	0	188	10	162	0	237	10	1516	20	189.50							
				176	0	244	10	204	0	227	10	201	0	226	10	187	0	234	10	1699	40	212.38	3215	60	3275	200.94	337		
15	PALERMAA, OSKU	128	FINLAND	236	10	181	0	228	10	212	0	196	10	162	0	225	0	164	10	1604	40	200.50							
				198	10	180	0	195	0	207	10	173	0	202	10	206	0	167	0	1528	30	191.00	3132	70	3202	195.75	410		
16	DUENAS, JONATHAN	133	GUAM	190	0	161	0	214	0	201	10	138	0	199	10	200	0	222	0	1525	20	190.63							
				209	10	195	10	201	0	244	10	175	0	179	0	164	0	229	0	1596	30	199.50	3121	50	3171	195.06	441		

WYC 2004 in Guam

Yannaphon Larpapharat from Thailand is the new World Youth Champion in the Boys Masters Event after his victory in the 2 games final against Jason Belmonte from Australia 415 vs. 392. Wu Siu Hong from Hong Kong earned the bronze medal after he lost the first match in the stepladder final against Yannaphon Larpapharat 219 vs. 224.

In the Girls Division of the Masters Event the final was an internal USA affair when Jennifer Petrick defeated her fellow team mate Stefanie L. Nation 414 vs. 404. Korea's Kang Hyun-Jin became the bronze medallist after she lost the first match in the stepladder final against Stefanie L. Nation 194 vs. 213.

The 8th World Youth Championships took place in Agana, Guam and was concluded 8 August. All medallists in the 10 disciplines are listed below.

Event	Gold	Silver	Bronze
Girls Singles	Korea Hyun-Jin Kang	Singapore Tay Hui Yiang	Singapore Michelle Kwang
Girls Doubles	Mexico Sandra Gongora Iliana Lomeli	USA Jennifer Petrick Stefanie L. Nation	Venezuela Esther Fancys Alvarez Olga Vanessa Arandia
Girls Four Team	USA Anita Manns Olma D. Sandham Jennifer Petrick Stefanie L. Nation	Australia Cassie Staudinger Michelle Halprin Jayde Flanagan Clair Johnston	England Laura Ivory Holly Towersey Joanne Allsebrook Jemma Smith
Girls All Event	Finland Minna Mäkelä	USA Jennifer Petrick	Mexico Sandra Gongora
Girls Masters	USA Jennifer Petrick	USA Stefanie L. Nation	Korea Hyun-Jin Kang

Event	Gold	Silver	Bronze
Boys Singles	Australia Jason Belmonte	USA David O'Sullivan	Ireland Paul Stott
Boys Doubles	Sweden Robert Andersson Mikael Kanold	USA Clay Herrbach Patrick J. Haggerty	Japan Isao Yamamoto Toshihiko Takahshi
Boys Four Team	Finland Sami Tolonen Joonas Huolman Mikko Ylitalo Osku Palermaa	Malaysia Zulmazran Zulkifli Aaron Kong Mohd Nadri Adrian Ang	Sweden Mikael Kanold Joakim Biehl Jouni Kemppainen Robert Andersson
Boys All Event	Australia Jason Belmonte	USA David O'Sullivan	Finland Mikko Ylitalo
Boys Masters	Thailand Yannaphon Larpapharat	Australia Jason Belmonte	Hong Kong Wu Siu Hong