

# RESULTS



European Youth Cup Teams

BRUSSELS 99



# E Y C T

## Brussels 99

### RESULTS AFTER SQUAD 1 Girls

COUNTRY	PINS	PNTS
---------	------	------

France	873	2
England	1003	2
Netherlands	826	0
Scotland	856	0
Sweden		

COUNTRY	PINS	PNTS
---------	------	------

Germany	824	0
Israel	728	0
Denmark	884	2
Belgium	908	2
Bye		

### RANKING

1	England	1003	2	200,6
2	Belgium	908	2	181,6
3	Denmark	884	2	176,8
4	France	873	2	174,6
5	Scotland	856	0	171,2
6	Netherlands	826	0	165,2
7	Germany	824	0	164,8
8	Israel	728	0	145,6
9	Sweden	0	0	0



# E Y C T

## Brussels 99

### RESULTS AFTER SQUAD 2 Girls

COUNTRY	PINS	PNTS
---------	------	------

Denmark	823	0
Belgium	1019	2
Israel	920	2
Germany	893	0
Netherlands		

COUNTRY	PINS	PNTS
---------	------	------

England	934	2
France	980	0
Scotland	817	0
Sweden	995	2
Bye		

### RANKING

1	England	1937	4	193,7
2	Belgium	1927	4	192,7
3	Sweden	995	2	199
4	France	1853	2	185,3
5	Israel	1723	2	172,3
6	Denmark	1707	2	170,7
7	Germany	1717	0	171,7
8	Scotland	1673	0	167,3
9	Netherlands	826	0	165,2



# E Y C T

## Brussels 99

### RESULTS AFTER SQUAD 3 Girls

COUNTRY	PINS	PNTS
---------	------	------

Israel	767	0
Netherlands	867	0
Belgium	943	2
Denmark	869	0
England		

COUNTRY	PINS	PNTS
---------	------	------

Sweden	1089	2
Scotland	924	2
Germany	897	0
France	871	2
Bye		

### RANKING

1	Belgium	3	2870	6	191,33
2	Sweden	2	2084	4	208,40
3	England	2	1937	4	193,70
4	France	3	2724	4	181,60
5	Scotland	3	2597	2	173,13
6	Denmark	3	2576	2	171,73
7	Israel	3	2490	2	166,00
8	Germany	3	2614	0	174,27
9	Netherlands	2	1693	0	169,30



# E Y C T

## Brussels 99

### RESULTS AFTER SQUAD 4 Girls

COUNTRY	PINS	PNTS
---------	------	------

England	900	2
Denmark	814	0
Israel	912	2
Netherlands	912	2
Scotland		

COUNTRY	PINS	PNTS
---------	------	------

France	886	0
Germany	934	2
Belgium	892	0
Sweden	863	0
Bye		

### RANKING

1	England	3	2837	6	189,13
2	Belgium	4	3762	6	188,10
3	Sweden	3	2947	4	196,47
4	France	4	3610	4	180,50
5	Israel	4	3402	4	170,10
6	Germany	4	3548	2	177,40
7	Netherlands	3	2605	2	173,67
8	Scotland	3	2597	2	173,13
9	Denmark	4	3390	2	169,50



# E Y C T

## Brussels 99

### RESULTS AFTER SQUAD 5 Girls

COUNTRY	PINS	PNTS
---------	------	------

Germany	893	0
France	853	0
Sweden	951	2
Scotland	847	0
Belgium		

COUNTRY	PINS	PNTS
---------	------	------

Israel	911	2
Netherlands	895	2
Denmark	934	0
England	902	2
Bye		

### RANKING

1	England	4	3739	8	186,95
2	Israel	5	4313	6	172,52
3	Sweden	4	3898	6	194,90
4	Belgium	4	3762	6	188,10
5	France	5	4463	4	178,52
6	Netherlands	4	3500	4	175,00
7	Germany	5	4441	2	177,64
8	Denmark	5	4324	2	172,96
9	Scotland	4	3444	2	172,20



# EYCT Brussels 99

## RESULTS AFTER SQUAD 6 Girls

COUNTRY	PINS	PNTS
---------	------	------

Netherlands	947	0
Scotland	833	0
England	963	2
Denmark	904	2
France		

COUNTRY	PINS	PNTS
---------	------	------

Belgium	959	2
Sweden	1003	2
Germany	960	0
Israel	814	0
Bye		

## RANKING

1	England	5	4702	10	188,08
2	Sweden	5	4901	8	196,04
3	Belgium	5	4721	8	188,84
4	Israel	6	5127	6	170,90
5	Denmark	6	5228	4	174,27
6	France	5	4463	4	178,52
7	Netherlands	5	4447	4	177,88
8	Germany	6	5401	2	180,03
9	Scotland	5	4277	2	171,08



# E Y C T

## Brussels 99

### RESULTS AFTER SQUAD 7 Girls

COUNTRY	PINS	PNTS
---------	------	------

Germany	947	2
Israel	750	0
Sweden	948	2
Belgium	987	2
Denmark		

COUNTRY	PINS	PNTS
---------	------	------

Scotland	776	0
Netherlands	827	2
France	898	0
England	875	0
Bye		

### RANKING

1	Sweden	6	5849	10	194,97
2	Belgium	6	5708	10	190,27
3	England	6	5577	10	185,90
4	Germany	7	6348	6	181,37
5	Israel	7	5877	6	167,91
6	Netherlands	6	5274	6	175,80
7	France	6	5361	4	178,70
8	Denmark	6	5228	4	174,27
9	Scotland	6	5053	2	168,43





# E Y C T

## Brussels 99

### RESULTS AFTER SQUAD 8 Girls

COUNTRY	PINS	PNTS
---------	------	------

Belgium	1000	2
Sweden	987	0
Germany	903	0
France	849	0
Israel		

COUNTRY	PINS	PNTS
---------	------	------

Denmark	902	0
England	1013	2
Netherlands	1073	2
Scotland	900	2
Bye		

### RANKING

1	Belgium	7	6708	12	191,66
2	England	7	6590	12	188,29
3	Sweden	7	6836	10	195,31
4	Netherlands	7	6347	8	181,34
5	Israel	7	5877	6	167,91
6	Germany	8	7251	4	181,28
7	France	7	6210	4	177,43
8	Denmark	7	6130	4	175,14
9	Scotland	7	5953	4	170,09



# E Y C T

## Brussels 99

### RESULTS AFTER SQUAD 9 Girls

COUNTRY	PINS	PNTS
---------	------	------

France	888	2
Scotland	908	0
Sweden	1045	2
England	982	2
Germany		

COUNTRY	PINS	PNTS
---------	------	------

Israel	795	0
Denmark	973	2
Belgium	876	0
Netherlands	944	0
Bye		

### RANKING

1	England	8	7572	14	189,30
2	Sweden	8	7881	12	197,03
3	Belgium	8	7584	12	189,60
4	Netherlands	8	7291	8	182,28
5	Denmark	8	7103	6	177,58
6	France	8	7098	6	177,45
7	Israel	8	6672	6	166,80
8	Germany	8	7251	4	181,28
9	Scotland	8	6861	4	171,53



# E Y C T

## Brussels 99

### RESULTS AFTER SQUAD 10 Girls

COUNTRY	PINS	PNTS
---------	------	------

France	802	0
England	920	2
Netherlands	939	2
Scotland	888	0
Sweden		

COUNTRY	PINS	PNTS
---------	------	------

Germany	962	2
Israel	878	0
Denmark	894	0
Belgium	963	2
Bye		

### RANKING

1	England	9	8492	16	188,71
2	Belgium	9	8547	14	189,93
3	Sweden	8	7881	12	197,03
4	Netherlands	9	8230	10	182,89
5	Germany	9	8213	6	182,51
6	Denmark	9	7997	6	177,71
7	France	9	7900	6	175,56
8	Israel	9	7550	6	167,78
9	Scotland	9	7749	4	172,20



# E Y C T

## Brussels 99

### RESULTS AFTER SQUAD 11 Girls

COUNTRY	PINS	PNTS
---------	------	------

Denmark	869	0
Belgium	905	0
Israel	862	2
Germany	956	2
Netherlands		

COUNTRY	PINS	PNTS
---------	------	------

England	918	2
France	943	2
Scotland	791	0
Sweden	930	0
Bye		

### RANKING

1	England	10	9410	18	188,20
2	Belgium	10	9452	14	189,04
3	Sweden	9	8811	12	195,80
4	Netherlands	9	8230	10	182,89
5	Germany	10	9169	8	183,38
6	France	10	8843	8	176,86
7	Israel	10	8412	8	168,24
8	Denmark	10	8866	6	177,32
9	Scotland	10	8540	4	170,80



# E Y C T

## Brussels 99

### RESULTS AFTER SQUAD 12 Girls

COUNTRY	PINS	PNTS
---------	------	------

Israel	876	0
Netherlands	940	2
Belgium	929	2
Denmark	877	0
England		

COUNTRY	PINS	PNTS
---------	------	------

Sweden	886	2
Scotland	928	0
Germany	891	0
France	950	2
Bye		

### RANKING

1	England	10	9410	18	188,20
2	Belgium	11	10381	16	188,75
3	Sweden	10	9697	14	193,94
4	Netherlands	10	9170	12	183,40
5	France	11	9793	10	178,05
6	Germany	11	10060	8	182,91
7	Israel	11	9288	8	168,87
8	Denmark	11	9743	6	177,15
9	Scotland	11	9468	4	172,15



# E Y C T

## Brussels 99

### RESULTS AFTER SQUAD 13 Girls

COUNTRY	PINS	PNTS
---------	------	------

England	980	2
Denmark	922	2
Israel	868	0
Netherlands	908	0
Scotland		

COUNTRY	PINS	PNTS
---------	------	------

France	929	0
Germany	905	0
Belgium	918	2
Sweden	980	2
Bye		

### RANKING

1	England	11	10390	20	188,91
2	Belgium	12	11299	18	188,32
3	Sweden	11	10677	16	194,13
4	Netherlands	11	10078	12	183,24
5	France	12	10722	10	178,70
6	Germany	12	10965	8	182,75
7	Israel	12	10156	8	169,27
8	Denmark	12	10665	8	177,75
9	Scotland	11	9468	4	172,15



# EYCT Brussels 99

## RESULTS AFTER SQUAD 14 Girls

COUNTRY	PINS	PNTS
---------	------	------

Germany	821	0
France	958	2
Sweden	892	0
Scotland	890	0
Belgium		

COUNTRY	PINS	PNTS
---------	------	------

Israel	830	2
Netherlands	930	0
Denmark	921	2
England	966	2
Bye		

## RANKING

1	England	12	11356	22	189,27
2	Belgium	12	11299	18	188,32
3	Sweden	12	11569	16	192,82
4	France	13	11680	12	179,69
5	Netherlands	12	11008	12	183,47
6	Denmark	13	11586	10	178,25
7	Israel	13	10986	10	169,02
8	Germany	13	11786	8	181,32
9	Scotland	12	10358	4	172,63



# E Y C T

## Brussels 99

### RESULTS AFTER SQUAD 15 Girls

COUNTRY	PINS	PNTS
---------	------	------

Netherlands	977	2
Scotland	899	0
England	1007	2
Denmark	864	0
France		

COUNTRY	PINS	PNTS
---------	------	------

Belgium	858	0
Sweden	1018	2
Germany	871	0
Israel	907	2
Bye		

### RANKING

1	England	13	12363	24	190,20
2	Sweden	13	12587	18	193,65
3	Belgium	13	12157	18	187,03
4	Netherlands	13	11985	14	184,38
5	Israel	14	11893	12	169,90
6	France	13	11680	12	179,69
7	Denmark	14	12450	10	177,86
8	Germany	14	12657	8	180,81
9	Scotland	13	11257	4	173,18





# EYCT Brussels 99

## RESULTS AFTER SQUAD 16 Girls

COUNTRY	PINS	PNTS
---------	------	------

Germany	966	2
Israel	870	0
Sweden	1052	2
Belgium	938	0
Denmark		

COUNTRY	PINS	PNTS
---------	------	------

Scotland	793	0
Netherlands	896	2
France	956	0
England	989	2
Bye		

## RANKING

1	England	14	13352	26	190,74
2	Sweden	14	13639	20	194,84
3	Belgium	14	13095	18	187,07
4	Netherlands	14	12881	16	184,01
5	Israel	15	12763	12	170,17
6	France	14	12636	12	180,51
7	Germany	15	13623	10	181,64
8	Denmark	14	12450	10	177,86
9	Scotland	14	12050	4	172,14



# E Y C T

## Brussels 99

### RESULTS AFTER SQUAD 17 Girls

COUNTRY	PINS	PNTS
---------	------	------

Belgium	922	0
Sweden	892	0
Germany	826	0
France	933	2
Israel		

COUNTRY	PINS	PNTS
---------	------	------

Denmark	972	2
England	961	2
Netherlands	948	2
Scotland	931	0
Bye		

### RANKING

1	England	15	14313	28	190,84
2	Sweden	15	14531	20	193,75
3	Belgium	15	14017	18	186,89
4	Netherlands	15	13829	18	184,39
5	France	15	13569	14	180,92
6	Denmark	15	13422	12	178,96
7	Israel	15	12763	12	170,17
8	Germany	16	14449	10	180,61
9	Scotland	15	12981	4	173,08



# E Y C T

## Brussels 99

### RESULTS AFTER SQUAD 18 Girls

COUNTRY	PINS	PNTS
---------	------	------

France	863	0
Scotland	905	0
Sweden	1037	2
England	975	2
Germany		


COUNTRY	PINS	PNTS
---------	------	------

Israel	1024	2
Denmark	1102	2
Belgium	1012	0
Netherlands	771	0
Bye		

### RANKING

1	England	16	15288	30	191,10
2	Sweden	16	15568	22	194,60
3	Belgium	16	15029	18	187,86
4	Netherlands	16	14600	18	182,50
5	Denmark	16	14524	14	181,55
6	France	16	14432	14	180,40
7	Israel	16	13787	14	172,34
8	Germany	16	14449	10	180,61
9	Scotland	16	13886	4	173,58

NUM	Name	First name	1	2	3	4	5	6	7	8	9	10	11	12	13	14	15	16	17	18	TOTAL	AVG
ENG3	GLOVER	ZARA	203	268		179	214	223	193	178	187	227	194		218	218	257	205	181	185	3330	208,13
SWE2	GLENDERT	MALIN		210	298	199	202	191	177	211	217		195	172	221	158	193	238	202	233	3317	207,31
SWE4	JANSSON	ELISABETH		225	202	176	192	224	177	221	206		170	145			189	205	225	253	2810	200,71
ENG4	JOHN	LISA	193	174		195	174	178	156	215	242	201	217		210	194	181	216	234		2980	198,67
BEL6	VAN DE CRAEN	VICKY	236	224	220	173		179	188	201	176	225	179	241	192		188	180	201	170	3173	198,31
SWE5	LANTTO	VERONICA		165	227	168	190	199	178	182	211		189	201	180	215	223	223	165	213	3129	195,56
BEL3	MICHALSKI	ANJA	157	226	223	200		205	184	215	138	205	231	194	166		159	169	183	235	3090	193,13
SWE1	BJELKE	SANNA		170	171		185	218	229	195	214		178	195	213	198	203	196	137		2702	193,00
FRA3	COMBES	ALEXANDRA	181	234	203	190	169		166	196	206	148	192	226	200	169		216	199	180	3075	192,19
SCO4	GUILD	CLAIRE	169	171	200		197	161	201	170	212	259	152	188		215	177	159	182	232	3045	190,31
NET4	VAN DER LIST	WENDY			157	224	205	182				245		200	160	180	169		205	159	2086	189,64
ISR5	SOLKIN	MICHELLE	151	188	204	202	193	173	167		185	224	170	190	160	182	145	226		266	3026	189,13
GER1	GSCHREY	STEFANIE	151	210	184	181	213	208	199	186		179	181	192	174	167	191	209			2825	188,33
NET3	HARDEMAN	TERRY ANN	162		184	163	201	203	144	193	206	192		202	196	213	194	199	203	146	3001	187,56
NET2	DEKKERS	ILONA	173		179	193	153	201	174	225	180	151		193	214	182	203	204	193	173	2991	186,94
SWE3	HAKANSSON	JESSICA		224	186	205	182	171	187	178	197		198	173	175	172	210	190	163	165	2976	186,00
ENG1	ADAMS	DONNA				195	172	184	176	234	168	152					181	157	210	210	2039	185,36
DEN5	PETERSEN	RANDI	168	177	178	160	196	168		169	206	216	151	140	231	225	179		192	208	2964	185,25
ENG2	CLARKE	JOANNA	223	162		142				217	208	181	178		181	213	167	166	155	215	2408	185,23
DEN3	KRISTENSEN	LOUISE	148	170	179	151	225	177		201	201	184	211	196	161	167	165		235	190	2961	185,06
SCO2	AINSLIE	NADIA	187	187	190		180	186	177	202	159	187	167	176		204	224	154	197	180	2957	184,81
NET1	DE BRUINE	BRENDA	171		213	156	169	182	167	258	194	169		179	179	177	230	150	209	143	2946	184,13
BEL2	MARTENS	VEERLE	185	206	144	194		197	167	215	185	191	160	165	190		164	190	185	207	2945	184,06
GER3	HEBERLE	NICOLE	173	177	192	199	196	164	160	166		234	205	183	221	173	156	175	169		2943	183,94
DEN4	KRONBORG	BERIT	203	169	191	160	170	202								170	147		191	233	1836	183,60
BEL5	TREMPONT	NATHALIE	169	194	142	158		212	247	158	198	149	172	161	202		159	210	172	222	2925	182,81
DEN2	JENSEN	MARIA	195	162	161	194	160	193		188	192	157	160	162	189	179	171		201	247	2911	181,94
ENG5	SMITH	ANN	175	166			157	188	181	169	177	159	168		204	159	221	245	181	179	2729	181,93
ISR4	SHTARK	KEREN	149	227	136	183	214	156	163		178	203	167	157	187	187	221	173		208	2909	181,81
FRA5	JOST	KAREN	183	202	181	163	182		157	150	136	164	213	201	190	225		182	164	207	2900	181,25
BEL4	NICOLAS	STEPHANIE	161	169	214	167		166	201	211	179	193	163	168	168		188	189	181	178	2896	181,00
ENG6	TAYLOR	ALISON	209	164		189	185	190	169				161		167	182				186	1802	180,20
FRA4	DESSAINTS	JULIE	147	179	170	196	180		180	182	204	177	199	180	180			170	176	171	2691	179,40
GER2	HARTKE	STEPHANIE	178	155	167	203	166	215	183	177		198	222	186	171	147		194	123		2685	179,00



**G  
I  
R**

FRA1	CARDI	LAETITIA	192	191	178	174	181		215	187	144	166	158	189	170	191		174	207	146	2863	178,94	
GER4	LANGENEGGER	CORNELIA	145	189	186												181	190	180		1071	178,50	
GER5	LOGEMANN	SONJA				168	157	182	220	199		164	194	156	169	165	170	198	170		2312	177,85	
FRA2	CHOUKROUN	CELIA	170	174	139	163					198	147				227		214	187	159	1778	177,80	
DEN1	BRONDSTED	BRITT	170		160	149	183	164		183	190	160	168	179	180	180	202		153	224	2645	176,33	
NET6	WOLTHUIZEN	DANIELLE	184		134				171	193	223	182		166		178	181	142			1754	175,40	
GER6	THEIBEN	TANJA	177	162	168	183	161	191	185	175		187	154	174	170	169	173		184		2613	174,20	
DEN6	RASMUSSEN	CAMILLA		145						161	194	177	179	200	161						1217	173,86	
SCO5	STUART	JANE	182		200		170	151		172	162	156	187	172			170	156	194	172	2244	172,62	
SCO6	WATSON	DEBORAH ANN	162	183	188		141	168	134	179	162		140	225		182	173	162	201	164	2564	170,93	
ISR1	CHEN	PERRY		169	146	181	186	171	137			166		200	186	170	156	159	169		197	2393	170,93
ISR6	VILNER	TANA	127	174	147			164	175			153	151	206	176	194	157	201	166		193	2384	170,29
NET5	WIJGMAN	VANESSA	136			176	167	179	171	204	141					159			201	138	150	1822	165,64
FRA6	MOISAN	ALEXANDRA					141		180	134			181	154	189	146					1125	160,71	
SCO1	AINSLIE	ANOUCHKA		118				167	139	177	213	151	145	167		168	155	162	157	157	2076	159,69	
SWE6	PETTERSON	SARA				115										191	149				173	628	157,00
ISR3	RASKIN	RONI	129			186	159	150	108			172	119	167	157	148				150	1645	149,55	
ISR2	RASKIN	LIBBY	172	162	134	160	159					113	128				181	136			1345	149,44	
SCO3	GRAHAM	VICKY	156	158	146		159		125			135				121					1000	142,86	
BEL1	BURNY	JULIE																			0	0,00	

L  
S

SWE2 GLENDERT

MALIN

HIGH SCORE

298

E Y C T

Brussels 99



# E Y C T

## Brussels 99

### RESULTS AFTER SQUAD 1 BOYS

COUNTRY	PINS	PNTS
---------	------	------

Austria	946	0
Denmark	945	2
France	998	2
Israel	870	2
Sweden	1030	2

COUNTRY	PINS	PNTS
---------	------	------

Belgium	1001	2
England	925	0
Germany	955	0
Scotland	830	0
Netherlands	1011	0

### RANKING

1	Sweden	1030	2	206,00
2	Belgium	1001	2	200,20
3	France	998	2	199,60
4	Denmark	945	2	189,00
5	Israel	870	2	174,00
6	Netherlands	1011	0	202,20
7	Germany	955	0	191,00
8	Austria	946	0	189,20
9	England	925	0	185,00
10	Scotland	830	0	166,00



# E Y C T

## Brussels 99

### RESULTS AFTER SQUAD 2 BOYS

COUNTRY	PINS	PNTS
---------	------	------

Israel	978	0
Austria	876	0
Belgium	972	0
France	902	0
Scotland	835	0

COUNTRY	PINS	PNTS
---------	------	------

Denmark	991	2
Germany	930	2
Sweden	983	2
Netherlands	969	2
England	955	2

### RANKING

1	Sweden	2013	4	201,30
2	Denmark	1936	4	193,60
3	Netherlands	1980	2	198,00
4	Belgium	1973	2	197,30
5	France	1900	2	190,00
6	Germany	1885	2	188,50
7	England	1880	2	188,00
8	Israel	1848	2	184,80
9	Austria	1822	0	182,20
10	Scotland	1665	0	166,50



# EYCT Brussels 99

## RESULTS AFTER SQUAD 3 BOYS

COUNTRY	PINS	PNTS
---------	------	------

England	880	0
Sweden	1016	2
Netherlands	959	0
Denmark	920	0
Germany	1025	2

COUNTRY	PINS	PNTS
---------	------	------

France	885	2
Scotland	919	0
Austria	969	2
Belgium	923	2
Israel	900	0

## RANKING

1	Sweden	3029	6	201,93
2	Germany	2910	4	194,00
3	Belgium	2896	4	193,07
4	Denmark	2856	4	190,40
5	France	2785	4	185,67
6	Netherlands	2939	2	195,93
7	Austria	2791	2	186,07
8	England	2760	2	184,00
9	Israel	2748	2	183,20
10	Scotland	2584	0	172,27





# E Y C T

## Brussels 99

### RESULTS AFTER SQUAD 4 BOYS

COUNTRY	PINS	PNTS
---------	------	------

Sweden	982	2
France	905	0
England	997	0
Scotland	882	0
Netherlands	1010	0

COUNTRY	PINS	PNTS
---------	------	------

Austria	926	0
Denmark	983	2
Israel	1079	2
Germany	1027	2
Belgium	1077	2

### RANKING

1	Sweden	4011	8	200,55
2	Belgium	3973	6	198,65
3	Germany	3937	6	196,85
4	Denmark	3839	6	191,95
5	Israel	3827	4	191,35
6	France	3690	4	184,50
7	Netherlands	3949	2	197,45
8	England	3757	2	187,85
9	Austria	3717	2	185,85
10	Scotland	3466	0	173,30



# E Y C T

## Brussels 99

### RESULTS AFTER SQUAD 5 BOYS

COUNTRY	PINS	PNTS
---------	------	------

Netherlands	894	2
Germany	882	0
Scotland	934	2
England	932	2
France	924	0

COUNTRY	PINS	PNTS
---------	------	------

Israel	811	0
Belgium	972	2
Denmark	886	0
Austria	877	0
Sweden	1008	2

### RANKING

1	Sweden	5019	10	200,76
2	Belgium	4945	8	197,80
3	Germany	4819	6	192,76
4	Denmark	4725	6	189,00
5	Netherlands	4843	4	193,72
6	England	4689	4	187,56
7	Israel	4638	4	185,52
8	France	4614	4	184,56
9	Austria	4594	2	183,76
10	Scotland	4400	2	176,00



# E Y C T

## Brussels 99

### RESULTS AFTER SQUAD 6 BOYS

COUNTRY	PINS	PNTS
---------	------	------

France	976	0
England	993	2
Israel	997	0
Germany	938	0
Austria	851	0

COUNTRY	PINS	PNTS
---------	------	------

Scotland	990	2
Netherlands	940	0
Belgium	1010	2
Sweden	1025	2
Denmark	895	2

### RANKING

1	Sweden	6044	12	201,47
2	Belgium	5955	10	198,50
3	Denmark	5620	8	187,33
4	Germany	5757	6	191,90
5	England	5682	6	189,40
6	Netherlands	5783	4	192,77
7	Israel	5635	4	187,83
8	France	5590	4	186,33
9	Scotland	5390	4	179,67
10	Austria	5445	2	181,50



# EYCT Brussels 99

## RESULTS AFTER SQUAD 7 BOYS

COUNTRY	PINS	PNTS
---------	------	------

Germany	913	0
Israel	954	2
Austria	986	0
Netherlands	1011	2
Belgium	896	1

COUNTRY	PINS	PNTS
---------	------	------

England	967	2
Sweden	873	0
France	1028	2
Denmark	962	0
Scotland	896	1

## RANKING

1	Sweden	7	6917	12	197,63
2	Belgium	7	6851	11	195,74
3	England	7	6649	8	189,97
4	Denmark	7	6582	8	188,06
5	Netherlands	7	6794	6	194,11
6	Germany	7	6670	6	190,57
7	France	7	6618	6	189,09
8	Israel	7	6589	6	188,26
9	Scotland	7	6286	5	179,60
10	Austria	7	6431	2	183,74



# EYCT Brussels 99

## RESULTS AFTER SQUAD 8 BOYS

COUNTRY	PINS	PNTS
---------	------	------

Denmark	892	0
Scotland	764	0
Germany	1012	0
Belgium	916	2
Israel	938	0

COUNTRY	PINS	PNTS
---------	------	------

Sweden	988	2
Austria	848	2
Netherlands	1115	2
England	914	0
France	993	2

## RANKING

1	Sweden	8	7905	14	197,63
2	Belgium	8	7767	13	194,18
3	Netherlands	8	7909	8	197,73
4	France	8	7611	8	190,28
5	England	8	7563	8	189,08
6	Denmark	8	7474	8	186,85
7	Germany	8	7682	6	192,05
8	Israel	8	7527	6	188,18
9	Scotland	8	7050	5	176,25
10	Austria	8	7279	4	181,98



# E Y C T

## Brussels 99

### RESULTS AFTER SQUAD 9 BOYS

COUNTRY	PINS	PNTS
---------	------	------

Scotland	890	0
Belgium	845	0
Sweden	986	0
Austria	827	0
Denmark	953	0

COUNTRY	PINS	PNTS
---------	------	------

Netherlands	975	2
France	908	2
England	1008	2
Israel	881	2
Germany	973	2

### RANKING

1	Sweden	9	8891	14	197,58
2	Belgium	9	8612	13	191,38
3	Netherlands	9	8884	10	197,42
4	England	9	8571	10	190,47
5	France	9	8519	10	189,31
6	Germany	9	8655	8	192,33
7	Denmark	9	8427	8	187,27
8	Israel	9	8408	8	186,84
9	Scotland	9	7940	5	176,44
10	Austria	9	8106	4	180,13



# EYCT Brussels 99

## RESULTS AFTER SQUAD 10 BOYS

COUNTRY	PINS	PNTS
---------	------	------

Belgium	960	2
England	1025	0
Germany	937	0
Scotland	943	0
Netherlands	882	0

COUNTRY	PINS	PNTS
---------	------	------

Austria	953	0
Denmark	1026	2
France	947	2
Israel	964	2
Sweden	970	2

## RANKING

1	Sweden	10	9861	16	197,22
2	Belgium	10	9572	15	191,44
3	France	10	9466	12	189,32
4	Netherlands	10	9766	10	195,32
5	England	10	9596	10	191,92
6	Denmark	10	9453	10	189,06
7	Israel	10	9372	10	187,44
8	Germany	10	9592	8	191,84
9	Scotland	10	8883	5	177,66
10	Austria	10	9059	4	181,18



# E Y C T

## Brussels 99

### RESULTS AFTER SQUAD 11 BOYS

COUNTRY	PINS	PNTS
---------	------	------

Denmark	963	0
Germany	873	0
Sweden	993	0
Netherlands	981	2
England	933	2


COUNTRY	PINS	PNTS
---------	------	------

Israel	975	2
Austria	1042	2
Belgium	999	2
France	942	0
Scotland	882	0

### RANKING

1	Belgium	11	10571	17	192,20
2	Sweden	11	10854	16	197,35
3	Netherlands	11	10747	12	195,40
4	England	11	10529	12	191,44
5	France	11	10408	12	189,24
6	Israel	11	10347	12	188,13
7	Denmark	11	10416	10	189,38
8	Germany	11	10465	8	190,27
9	Austria	11	10101	6	183,65
10	Scotland	11	9765	5	177,55





# E Y C T

## Brussels 99

### RESULTS AFTER SQUAD 12 BOYS

COUNTRY	PINS	PNTS
---------	------	------

France	1023	0
Scotland	995	2
Austria	900	0
Belgium	970	2
Israel	946	2

COUNTRY	PINS	PNTS
---------	------	------

England	1039	2
Sweden	992	0
Netherlands	930	2
Denmark	872	0
Germany	898	0

### RANKING

1	Belgium	12	11541	19	192,35
2	Sweden	12	11846	16	197,43
3	Netherlands	12	11677	14	194,62
4	England	12	11568	14	192,80
5	Israel	12	11293	14	188,22
6	France	12	11431	12	190,52
7	Denmark	12	11288	10	188,13
8	Germany	12	11363	8	189,38
9	Scotland	12	10760	7	179,33
10	Austria	12	11001	6	183,35



# E Y C T

## Brussels 99

### RESULTS AFTER SQUAD 13 BOYS

COUNTRY	PINS	PNTS
---------	------	------

Austria	865	0
Denmark	996	0
Israel	931	2
Germany	979	2
Belgium	789	0

COUNTRY	PINS	PNTS
---------	------	------

Sweden	903	2
France	1031	2
England	865	0
Scotland	914	0
Netherlands	968	2

### RANKING

1	Belgium	13	12330	19	189,69
2	Sweden	13	12749	18	196,14
3	Netherlands	13	12645	16	194,54
4	Israel	13	12224	16	188,06
5	France	13	12462	14	191,72
6	England	13	12433	14	191,28
7	Germany	13	12342	10	189,88
8	Denmark	13	12284	10	188,98
9	Scotland	13	11674	7	179,60
10	Austria	13	11866	6	182,55



# E Y C T

## Brussels 99

### RESULTS AFTER SQUAD 14 BOYS

COUNTRY	PINS	PNTS
---------	------	------

Israel	864	0
Belgium	946	2
Denmark	909	2
Austria	936	0
Sweden	882	0

COUNTRY	PINS	PNTS
---------	------	------

Netherlands	1011	2
Germany	836	0
Scotland	879	0
England	1032	2
France	973	2

### RANKING

1	Belgium	14	13276	21	189,66
2	Netherlands	14	13656	18	195,09
3	Sweden	14	13631	18	194,73
4	England	14	13465	16	192,36
5	France	14	13435	16	191,93
6	Israel	14	13088	16	186,97
7	Denmark	14	13193	12	188,47
8	Germany	14	13178	10	188,26
9	Scotland	14	12553	7	179,33
10	Austria	14	12802	6	182,89



# E Y C T

## Brussels 99

### RESULTS AFTER SQUAD 15 BOYS

COUNTRY	PINS	PNTS
---------	------	------

Scotland	961	2
Netherlands	855	0
Belgium	895	0
Sweden	944	2
Denmark	976	2

COUNTRY	PINS	PNTS
---------	------	------

France	907	0
England	966	2
Israel	920	2
Germany	856	0
Austria	927	0

### RANKING

1	Belgium	15	14171	21	188,95
2	Sweden	15	14575	20	194,33
3	Netherlands	15	14511	18	193,48
4	England	15	14431	18	192,41
5	Israel	15	14008	18	186,77
6	France	15	14342	16	191,23
7	Denmark	15	14169	14	188,92
8	Germany	15	14034	10	187,12
9	Scotland	15	13514	9	180,19
10	Austria	15	13729	6	183,05



# E Y C T

## Brussels 99

### RESULTS AFTER SQUAD 16 BOYS

COUNTRY	PINS	PNTS
---------	------	------

England	884	0
Sweden	924	0
France	918	0
Denmark	889	0
Scotland	928	0

COUNTRY	PINS	PNTS
---------	------	------

Germany	952	2
Israel	952	2
Austria	926	2
Netherlands	1030	2
Belgium	1059	2

### RANKING

1	Belgium	16	15230	23	190,38
2	Netherlands	16	15541	20	194,26
3	Sweden	16	15499	20	193,74
4	Israel	16	14960	20	187,00
5	England	16	15315	18	191,44
6	France	16	15260	16	190,75
7	Denmark	16	15058	14	188,23
8	Germany	16	14986	12	187,33
9	Scotland	16	14442	9	180,53
10	Austria	16	14655	8	183,19



# E Y C T

## Brussels 99

### RESULTS AFTER SQUAD 17 BOYS

COUNTRY	PINS	PNTS
---------	------	------

Sweden	1005	2
Austria	948	0
Netherlands	963	2
England	1082	2
France	1059	2

COUNTRY	PINS	PNTS
---------	------	------

Denmark	997	0
Scotland	956	2
Germany	944	0
Belgium	985	0
Israel	996	0

### RANKING

1	Belgium	17	16215	23	190,76
2	Netherlands	17	16504	22	194,16
3	Sweden	17	16504	22	194,16
4	England	17	16397	20	192,91
5	Israel	17	15956	20	187,72
6	France	17	16319	18	191,99
7	Denmark	17	16055	14	188,88
8	Germany	17	15930	12	187,41
9	Scotland	17	15398	11	181,15
10	Austria	17	15603	8	183,56



# E Y C T

## Brussels 99

### RESULTS AFTER SQUAD 18 BOYS

COUNTRY	PINS	PNTS
---------	------	------

Netherlands	995	2
France	1023	2
England	827	0
Israel	980	2
Germany	1023	2


COUNTRY	PINS	PNTS
---------	------	------

Scotland	851	0
Belgium	1007	0
Sweden	981	2
Austria	889	0
Denmark	907	0

### RANKING

1	Netherlands	18	17499	24	194,43
2	Sweden	18	17485	24	194,28
3	Belgium	18	17222	23	191,36
4	Israel	18	16936	22	188,18
5	France	18	17342	20	192,69
6	England	18	17224	20	191,38
7	Denmark	18	16962	14	188,47
8	Germany	18	16953	14	188,37
9	Scotland	18	16249	11	180,54
10	Austria	18	16492	8	183,24


NUM	Name	First name	1	2	3	4	5	6	7	8	9	10	11	12	13	14	15	16	17	18	TOTAL	AVG
<b>SWE6</b>	<b>KAPANEN</b>	<b>ERIK</b>			<b>255</b>	<b>171</b>	<b>226</b>	<b>216</b>	<b>181</b>	<b>194</b>	<b>234</b>	<b>165</b>	<b>224</b>	<b>203</b>	<b>210</b>	<b>183</b>	<b>191</b>	<b>196</b>	<b>216</b>	<b>223</b>	<b>3288</b>	<b>205,50</b>
DEN6	NIELSEN	JESPER	216	245	233	244	171	223	189	188	192	236	228	193	185	161	210	182	208	174	3678	204,33
SWE1	ALLARD	JONAS	279	238	224	206	234	214	159	196	223	191	174	189	174	151			191	214	3257	203,56
NET6	WOUTERS	DAVE	192	180	179	207	157	179	204	259	177	171	228	193	248	209	150	258	223	202	3616	200,89
FRA1	CHAVAZ	JOHN	191	189	188	187	200	200	225	228	186	205	213	226	186	197	167	210	187	230	3615	200,83
FRA5	LIENHARD	HAROLD	219	205	195	203	212	199	208	185	193	205	201	226	227	183	130	164	247	202	3604	200,22
SWE2	ANDERSSON	ROBERT	198	146		178	200	224	210	244	182	224	224	224	150	177	199	208	222	176	3386	199,18
ENG6	SMITH	ARRON				208	154	151	222	172	231	214	165	203	183	243	224	198	244	171	2983	198,87
FRA6	PUJOL	BERTRAND	190	154	182	187	200	212	215	268	192	164	160	176	202	256	223	180	206	201	3568	198,22
BEL1	CAVENS	TOM	224	212	199	204	198	224	168	162	203	197	220	180	165	201	189	222		201	3369	198,18
NET2	DE VRIES	ALEX	182	242	195	226	182	223	232	230	191	179	179	187	191	211	160	176	199	181	3566	198,11
GER2	FIEBICH	FRANK	213	186	205	199	174	169	194	257	199	265	205	170	180	170	142	216	200	202	3546	197,00
NET4	SELIER	WESLEY	225	221	198	174	154	167	193	237	194	205	212	230	161	213	175	203	170	212	3544	196,89
ISR4	RABIN	YAHAV	147	225	184	257	175	197	246	147	197	197	211	192	196	167	220	171	203	208	3540	196,67
FRA3	FRANCHI	ROMAIN	280	186	166	152	180	203	194	158	167	199	178	215	223	201	236	178	211	204	3531	196,17
ENG5	MC CORKINDALE	JAIN	189	259	181	200	165	214	167	173	163	248	223	222	168	179	214	177	203	181	3526	195,89
BEL5	VAES	KRISTOF	177	215	202	238	170	151	182	178		241	201	195	157	224	151	229	192	224	3327	195,71
DEN1	AGERBO	JESPER	178	232	200	225	204	188	221	193	201	202	200	187	164	181	175	186	179	204	3520	195,56
BEL6	VASTMANS	TIM	213	177	175	221	235	217	194	170	165	195	222	181	158	202	211	200	191	181	3508	194,89
ENG2	GRIFFITHS	STEVEN	184	186	167	208	214	213	246	206	174	182	181	206	156	192	175	199	210	173	3472	192,89
SWE4	JOHANSSON	OSCAR	203	256	165	196	191	184	148	166		198	194	205	156	201	202	186	212	212	3275	192,65
ENG1	GILES	MATTHEW	145	181	225	203	208	214	182	198	215	176			192	199	208	151			2697	192,64
SCO2	BUCHANAN	CRAIG	202	165	199	171	203	202	194	163	156	188	205	234	204	173	179	166	235	211	3450	191,67
GER5	JERSCHOR	DANIEL	179	176	268	179	211	185	212	222	175	148	147								2102	191,09
NET5	VAN ZEIST	RON	210	165		225	232	170	193	203	192	163	172	178	184	193	169	195	208	183	3235	190,29
AUS2	LEB	MARTIN	210	211	206	172	168	173	183	162	177	225	199	140	153	190	198	202	246	209	3424	190,22
GER3	GRABER	CHRISTIAN	253	184	185	247	208	198	194	156	212	178	148	186	179	159	181	163	168	221	3420	190,00
ISR2	GELER	JONATAN	188	204	174	188	145	268	190	203	198	171	204	174	214	188	157	193	188	171	3418	189,89
NET1	BAIS	DAVE			221	178	169	201	189	186	221	164				184	185	201	198	163	2460	189,23
ISR6	SHCHORI	CHEN	168			265	184	205	155	217	164	213	179	170	179	171	154	214	203	177	3018	188,63
BEL3	PERMANNE	LUDOVIC	166	182	199	194	211	215	181	180	167	169	144					215	214	199	2636	188,29
AUS3	MAY	ROBERT	227	186	213	167	159	173	205	173	144	179	223	183	171	189	193	211	209	182	3387	188,17
ISR3	PARDO	RON	179	180	214	188	149	181	170	223	149	161	171	222	181	163	222	149	222	242	3366	187,00
ENG3	LAFFIRO	PAUL	215	164	155	178	191	201	150	165	225	205	205	234	166	219	145	159	208	155	3340	185,56
GER1	CANADY	DAVID	180	181	188	193	143	194	156				168	184	244	193	167	183	213	193	2780	185,33
DEN4	HANSEN	MARTIN	172	196	148	156		159		177	181	201	174	178	267	175	200	195	202	184	2965	185,31
BEL4	SCHATTEMAN	MIKE	221	186	148	220	158	203	171	226	142	158	212	181	162	148	185	193	205	202	3321	184,50
GER6	STREPPPEL	FLORIAN	130					192	163	203	179	188	205	224	194	152	179	158	191	223	2581	184,36



# B O Y S



SWE3	BIEHL	JOAKIM	188	171	199	231	157			188	169				213	170	181	143			2010	182,73	
AUS6	SCHROEDER	NIKOLAI	182	186	167	188	188	165	205	164	210	169	255	212	162	125	181	182	157	172	3270	181,67	
AUS5	RAUSCHER	MICHAEL	148	168	209	169	209	182	192	149	163	188	182	209	191	215	176	161	169	176	3256	180,89	
DEN5	KLUJEFF	HENRIK	178		162	170	167		200	174	165	214	202	156	187	161	191	182	197	187	2893	180,81	
GER4	HELLMICH	DANIEL		203	179	209	146			174	208	158		134	182	162	187	232	172	184	2530	180,71	
SCO3	HEDLEY	CHRISTOPHER	160	154	171	212	155	203	179	126	202			189	222	202	204	183	159	164	2885	180,31	
SCO1	BEECHMAN	CHRISTOPHER	138	192	164	195	222	206	162	173	192	204	170	173	168	170	217	180	169	148	3243	180,17	
ISR1	TAMIR	ASULIN	188	201	191	181	158		193	148											1260	180,00	
SCO6	RUSSEL	JAMES	176	183	190	151	200	223	161	165	198	178	170	176	169	192	170		197	158	3057	179,82	
NET3	GEERIS	ROBIN	202	161	166								190	142						217	1078	179,67	
ISR5	SADEH	GUY		168	137			146				173	222	210	188	161	175	167	225	180	182	2334	179,54
DEN2	DIDERIKSEN	THOMAS		174	177	188	167	159	151						193	231	200	144				1784	178,40
AUS4	RAUSCHER	ALEXANDER			174	230	153	158	201	200	133	192	183	156	188	217	179	170	167	150	2851	178,19	
DEN3	ROBERTSON	MIKAEL	201	144			177	166	201	160	214	173	159	158					211	158	2122	176,83	
BEL2	DANCKERS	GUY									168				233	147	171	159		183		1061	176,83
SCO4	KILPATRICK	STUART	154	141					200	137		221	179	223	151	142	191	180	196	170	2285	175,77	
SWE5	LUNDAHL	LARS	162	172	173			187	175		178	192	177	171			171	191	164	156	2269	174,54	
FRA4	LAVINAL	DIMITRI		168	154	176			186	154	170	174	190	180	193	136	151	186	208	186	2612	174,13	
ENG4	LAVERICK	GLEN	192	168	152								159	174					217	147	1209	172,71	
SCO5	MC INNES	NEIL			195	153	154	156				142	152	158					179			1289	161,13
AUS1	HOFBAUER	MANUEL	179	125																	304	152,00	
FRA2	CLAIRET	CYRILL	118				132	162													412	137,33	



**B  
O  
Y  
S**

FRA3	FRANCHI	ROMAIN	HIGH SCORE			280																
------	---------	--------	------------	--	--	-----	--	--	--	--	--	--	--	--	--	--	--	--	--	--	--	--

E Y C T  
Brussels 99