

MEDALS FROM THE WORLD GAMES 2017 BOWLING WOMEN'S SINGLES EVENT ARE REISSUED IN CONJUNCTION WITH POSITIVE DOPING TEST

LAUSANNE, July 9 – Following a positive doping test at The World Games 2017 in Wroclaw, Poland, the medals for the Bowling Ten Pin Single's Women Event have been awarded to the following athletes:

Gold Medal – Kelly Kulick (USA)

Silver Medal – Clara Guerrero (COL)

Bronze Medal – Daria Kovalova (UKR)

The original gold medal was awarded to Laura Beuthner of Germany but following an in competition doping test which took place following the medal ceremony in Wroclaw, where the athlete tested positive to the prohibited substance Hydrochlorothiazide (S5. Diuretics and Masking Agents) her medal has been revoked and the placings are to be awarded as stated above.

The final details of IWGA's decision on this case can be viewed on their website:

<https://www.theworldgames.org/news/The-World-Games-17/IWGA-Communication-of-Sanctions-1846>

World Bowling provisionally suspended the German athlete in November 2017, World Bowling will conduct the final hearing on the doping occurrence with the athlete in the next month after which time a decision will be made as to any forward suspensions or penalties.

For more information on World Bowling or the World Bowling Championships 2017, visit the event website <http://2017wc.worldbowling.org/schedule/> or please contact:

Megan Tidbury, PR & Marketing Director

Telephone: +41 78 830 3651; Email: megan@worldbowling.org

Megan Tidbury

PR & Marketing Director

 World Bowling Lausanne
Maison du Sport International
Avenue de Rhodanie 54, Lausanne 1007
+41 78 830 3651
megan@worldbowling.org
www.worldbowling.org


WORLD
BOWLING



Results

As of FRI 21 JUL 2017

Rank	Bib	Name	NOC Code	Game 1	Game 2	Game 3	Game 4	Game 5	Game 6	Total	Avg.	Points Behind	Status
1	211	BEUTHNER Laura	GER	238	259	269	237	298	248	1549	258.2		
2	206	RESTREPO Rocio	COL	217	257	256	248	264	244	1486	247.7	-63	
3	212	POPPLER Birgit	GER	227	226	236	300	235	257	1481	246.8	-68	
4	222	PAJAK Daria	POL	187	220	279	219	246	298	1449	241.5	-100	
5	215	ISHIMOTO Mirai	JPN	213	233	202	243	279	279	1449	241.5	-100	
6	229	KULICK Kelly	USA	237	278	246	236	212	193	1402	233.7	-147	
7	224	KIM Moonjeong	KOR	216	220	181	277	238	257	1389	231.5	-160	
8	225	YEO Joey	SGP	278	192	215	223	267	206	1381	230.2	-168	
9	231	de FARIA Patricia	VEN	214	237	258	216	200	255	1380	230.0	-169	
10	223	KANG Sujin	KOR	215	227	246	267	223	191	1369	228.2	-180	
11	230	McEWAN Danielle	USA	182	224	214	258	256	227	1361	226.8	-188	
12	205	GUERRERO Clara	COL	241	184	204	223	239	247	1338	223.0	-211	
13	232	MARCANO Karen	VEN	206	248	194	210	200	279	1337	222.8	-212	
14	217	GONGORA Sandra	MEX	208	181	287	202	220	235	1333	222.2	-216	
15	228	KOVALOVA Daria	UKR	212	212	205	247	218	199	1293	215.5	-256	
16	202	PANAS Miranda	CAN	214	227	233	195	201	218	1288	214.7	-261	
17	216	TAKEKAWA Hikaru	JPN	225	190	213	244	184	216	1272	212.0	-277	
18	226	YEONG-NATHAN Jasmine	SGP	226	180	154	213	229	258	1260	210.0	-289	
19	209	HILTUNEN Eliisa	FIN	206	160	199	246	233	212	1256	209.3	-293	
20	210	PASANEN Sanna	FIN	245	225	181	200	198	205	1254	209.0	-295	
21	201	BERCIER Valerie	CAN	182	225	198	185	245	215	1250	208.3	-299	
22	213	DALY Becky	GBR	181	176	200	222	228	235	1242	207.0	-307	
23	208	BRONDSTED Britt	DEN	254	201	202	225	174	177	1233	205.5	-316	
24	207	AGERBO Rikke H	DEN	194	166	213	217	230	208	1228	204.7	-321	
25	218	LOPEZ Tannya	MEX	204	224	160	155	240	202	1185	197.5	-364	
26	214	HANNAN Samantha	GBR	214	198	192	173	209	194	1180	196.7	-369	
27	203	PAN Yu-Fen	TPE	180	169	192	256	160	222	1179	196.5	-370	
28	204	TSAI Hsin-Yi	TPE	190	204	183	216	181	188	1162	193.7	-387	
29	219	ZHANG Chunli	CHN	160	225	210	204	189	173	1161	193.5	-388	
30	221	CHAREZINSKA Lucyna	POL	179	208	183	200	200	180	1150	191.7	-399	
31	227	KONONENKO Liliia	UKR	179	176	181	197	204	207	1144	190.7	-405	
32	220	ZHANG Yuhong	CHN	178	162	182	202	181	235	1140	190.0	-409	

Legend:
Avg. Average

Timing and Results provided by  TISSOT




Results Summary

As of FRI 21 JUL 2017

Bib	Name	NOC Code	Game 1	Game 2	Game 3	Total	Result	Avg.	Remark
Round of 16									
Match 1									
211	BEUTHNER Laura	GER	224	193	215	632	2	210.7	
202	PANAS Miranda	CAN	222	201	211	634	1	211.3	
Match 2									
231	de FARIA Patricia	VEN	215	167	223	605	2	201.7	
225	YEO Joey	SGP	200	206	197	603	1	201.0	
Match 3									
205	GUERRERO Clara	COL	290	228		518	2	259.0	
215	ISHIMOTO Mirai	JPN	184	212		396	0	198.0	
Match 4									
232	MARCANO Karen	VEN	227	245		472	0	236.0	
222	PAJAK Daria	POL	269	258		527	2	263.5	
Match 5									
212	POPPLER Birgit	GER	227	176	236	639	2	213.0	
217	GONGORA Sandra	MEX	214	206	209	629	1	209.7	
Match 6									
230	McEWAN Danielle	USA	274	225	229	728	1	242.7	
229	KULICK Kelly	USA	222	277	248	747	2	249.0	
Match 7									
224	KIM Moonjeong	KOR	264	278		542	2	271.0	
223	KANG Sujin	KOR	205	247		452	0	226.0	
Match 8									
228	KOVALOVA Daria	UKR	227	224	234	685	2	228.3	
206	RESTREPO Rocio	COL	201	243	215	659	1	219.7	

Legend:
Avg. Average


Timing and Results provided by  **TISSOT**



Results

Bib	Name	NOC Code	Game 1	Game 2	Game 3	Total	Result	Avg.	Winner	Remark
211	BEUTHNER Laura	GER	279	237		516	2	258.0	X	
231	de FARIA Patricia	VEN	225	214		439	0	219.5		

Legend:
Avg. Average


Timing and Results provided by  **TISSOT**



Results

Bib	Name	NOC Code	Game 1	Game 2	Game 3	Total	Result	Avg.	Winner	Remark
205	GUERRERO Clara	COL	267	234		501	2	250.5	X	
222	PAJAK Daria	POL	216	220		436	0	218.0		

Legend:
Avg. Average


Timing and Results provided by  **TISSOT**



Results

Bib	Name	NOC Code	Game 1	Game 2	Game 3	Total	Result	Avg.	Winner	Remark
212	POPPLER Birgit	GER	206	224	222	652	1	217.3		
229	KULICK Kelly	USA	156	227	279	662	2	220.7	X	

Legend:
Avg. Average


Timing and Results provided by  **TISSOT**



Results

Bib	Name	NOC Code	Game 1	Game 2	Game 3	Total	Result	Avg.	Winner	Remark
224	KIM Moonjeong	KOR	185	225	193	603	1	201.0		
228	KOVALOVA Daria	UKR	220	214	215	649	2	216.3	X	

Legend:
 Avg. Average


Timing and Results provided by  **TISSOT**



Results

Bib	Name	NOC Code	Game 1	Game 2	Game 3	Total	Result	Avg.	Winner	Remark
211	BEUTHNER Laura	GER	226	247	227	700	2	233.3	X	
205	GUERRERO Clara	COL	269	210	218	697	1	232.3		

Legend:
Avg. Average


Timing and Results provided by  **TISSOT**



Results

Bib	Name	NOC Code	Game 1	Game 2	Game 3	Total	Result	Avg.	Winner	Remark
229	KULICK Kelly	USA	234	247		481	2	240.5	X	
228	KOVALOVA Daria	UKR	183	214		397	0	198.5		

Legend:
Avg. Average


Timing and Results provided by  **TISSOT**



Results

Bib	Name	NOC Code	Game 1	Game 2	Game 3	Total	Result	Avg.	Winner	Remark
205	GUERRERO Clara	COL	239	228		467	2	233.5	X	
228	KOVALOVA Daria	UKR	170	216		386	0	193.0		

Legend:
Avg. Average


Timing and Results provided by  TISSOT



Results

Bib	Name	NOC Code	Game 1	Game 2	Game 3	Total	Result	Avg.	Winner	Remark
211	BEUTHNER Laura	GER	287	222		509	2	254.5	X	
229	KULICK Kelly	USA	165	207		372	0	186.0		

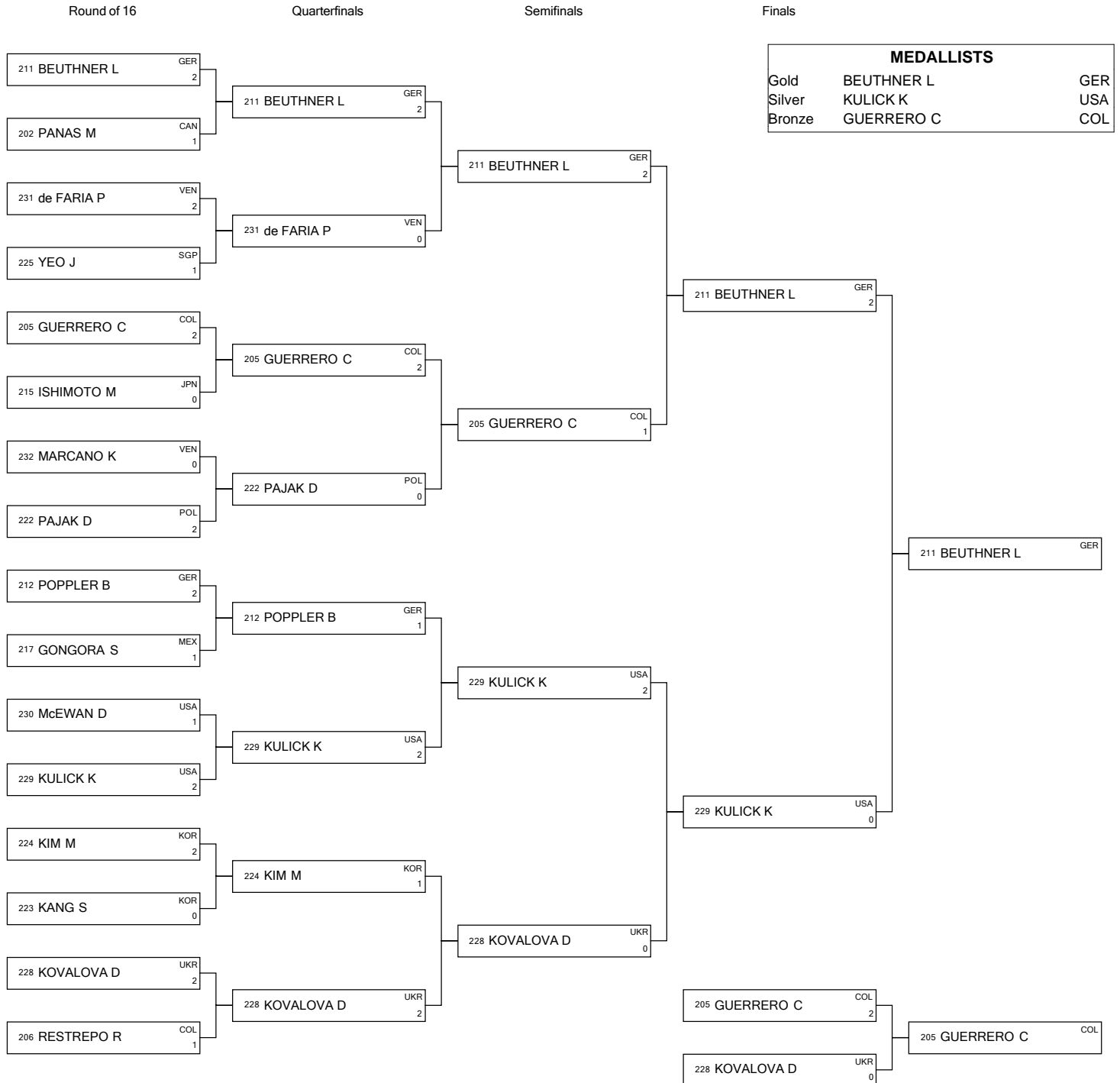
Legend:
Avg. Average

Timing and Results provided by  **TISSOT**



Brackets

As of FRI 21 JUL 2017





Results

As of SAT 22 JUL 2017

Rank	Bib	Name	NOC Code	Game 1	Game 2	Game 3	Game 4	Game 5	Game 6	Total	Avg.	Points Behind	Status
1	108	LARSEN Thomas	DEN	214	213	168	279	300	246	1420	236.7		
2	119	LECUONA Ricardo	MEX	236	268	215	245	234	222	1420	236.7		
3	132	RUIZ Ildemaro	VEN	246	213	165	277	279	234	1414	235.7	-6	
4	128	KUEK Qi En	SGP	236	223	258	236	204	244	1401	233.5	-19	
5	125	CHO Youngseon	KOR	258	238	269	259	211	165	1400	233.3	-20	
6	109	PALERMAA Osku	FIN	265	215	241	244	207	225	1397	232.8	-23	
7	111	BORDING Tobias	GER	238	229	221	216	234	257	1395	232.5	-25	
8	116	POLIZZOTTO Salvatore	ITA	210	226	245	266	202	240	1389	231.5	-31	
9	120	QUINTERO Arturo	MEX	212	203	224	258	256	236	1389	231.5	-31	
10	113	MAK Michael	HKG	269	226	213	218	212	248	1386	231.0	-34	
11	102	MACLELLAND Dan	CAN	223	203	257	247	238	210	1378	229.7	-42	
12	131	FRIDEGOTTO Massimiliano	VEN	261	219	191	226	206	266	1369	228.2	-51	
13	129	JONES Tommy	USA	218	196	263	219	232	240	1368	228.0	-52	
14	118	WADA Shogo	JPN	254	240	225	204	217	226	1366	227.7	-54	
15	115	CELLI Massimiliano	ITA	236	259	244	223	207	197	1366	227.7	-54	
16	110	TONTERI Juhani	FIN	214	161	258	224	248	248	1353	225.5	-67	
17	122	van de WAKKER Jeffrey	NED	247	191	235	223	182	261	1339	223.2	-81	
18	101	LAVOIE Francois	CAN	280	204	236	190	187	236	1333	222.2	-87	
19	117	SHIMBATA Yuhi	JPN	228	277	213	158	222	224	1322	220.3	-98	
20	126	KANG Heewon	KOR	211	214	206	237	228	221	1317	219.5	-103	
21	104	HUNG Kun-Yi	TPE	206	176	231	257	237	202	1309	218.2	-111	
22	105	GOMEZ Andres	COL	193	278	170	207	197	258	1303	217.2	-117	
23	112	GRIPP Andreas	GER	214	212	203	223	232	219	1303	217.2	-117	
24	114	WU Siu Hong	HKG	221	268	197	210	236	171	1303	217.2	-117	
25	127	KIEW Marcus	SGP	257	192	207	225	209	191	1281	213.5	-139	
26	107	AGERBO Jesper	DEN	226	190	163	225	213	234	1251	208.5	-169	
27	124	SILLETTI Alessandro	POL	211	192	185	220	192	229	1229	204.8	-191	
28	123	PREUS Patryk	POL	174	232	181	254	191	192	1224	204.0	-196	
29	130	KENT Marshall	USA	180	202	193	194	224	225	1218	203.0	-202	
30	103	HSIEH Chin-Liang	TPE	187	182	236	246	194	169	1214	202.3	-206	
31	121	SPIL Johnny	NED	245	169	208	181	196	172	1171	195.2	-249	
32	106	RODRIGUEZ Oscar	COL	195	203	187	197	175	195	1152	192.0	-268	

Legend:
Avg. Average

Timing and Results provided by  TISSOT



Results

Bib	Name	NOC Code	Game 1	Game 2	Game 3	Total	Result	Avg.	Winner	Remark
108	LARSEN Thomas	DEN	255	224	238	717	2	239.0	X	
110	TONTERI Juhani	FIN	247	247	232	726	1	242.0		

Legend:
Avg. Average


Timing and Results provided by  **TISSOT**



Results

Bib	Name	NOC Code	Game 1	Game 2	Game 3	Total	Result	Avg.	Winner	Remark
120	QUINTERO Arturo	MEX	192	200		392	0	196.0		
116	POLIZZOTTO Salvatore	ITA	193	214		407	2	203.5	X	

Legend:
Avg. Average

Timing and Results provided by  **TISSOT**



Results

Bib	Name	NOC Code	Game 1	Game 2	Game 3	Total	Result	Avg.	Winner	Remark
131	FRIDEGOTTO Massimiliano	VEN	192	158		350	0	175.0		
125	CHO Youngseon	KOR	255	195		450	2	225.0	X	

Legend:
Avg. Average

Timing and Results provided by  TISSOT



Results

Bib	Name	NOC Code	Game 1	Game 2	Game 3	Total	Result	Avg.	Winner	Remark
129	JONES Tommy	USA	267	279		546	2	273.0	X	
128	KUEK Qi En	SGP	226	268		494	0	247.0		

Legend:
Avg. Average

Timing and Results provided by  TISSOT



Results

Bib	Name	NOC Code	Game 1	Game 2	Game 3	Total	Result	Avg.	Winner	Remark
132	RUIZ Ildemaro	VEN	234	289		523	2	261.5	X	
118	WADA Shogo	JPN	228	214		442	0	221.0		

Legend:
Avg. Average

Timing and Results provided by  TISSOT



Results

Bib	Name	NOC Code	Game 1	Game 2	Game 3	Total	Result	Avg.	Winner	Remark
102	MACLELLAND Dan	CAN	258	215		473	2	236.5	X	
109	PALERMAA Osku	FIN	257	214		471	0	235.5		

Legend:
Avg. Average

Timing and Results provided by  TISSOT



Results

Bib	Name	NOC Code	Game 1	Game 2	Game 3	Total	Result	Avg.	Winner	Remark
111	BORDING Tobias	GER	268	223	259	750	2	250.0	X	
113	MAK Michael	HKG	258	229	218	705	1	235.0		

Legend:
Avg. Average

Timing and Results provided by  **TISSOT**



Results

Bib	Name	NOC Code	Game 1	Game 2	Game 3	Total	Result	Avg.	Winner	Remark
115	CELLI Massimiliano	ITA	203	213		416	2	208.0	X	
119	LECUONA Ricardo	MEX	180	204		384	0	192.0		

Legend:
Avg. Average

Timing and Results provided by  TISSOT



Results

Bib	Name	NOC Code	Game 1	Game 2	Game 3	Total	Result	Avg.	Winner	Remark
108	LARSEN Thomas	DEN	266	174	209	649	1	216.3		
116	POLIZZOTTO Salvatore	ITA	207	201	212	620	2	206.7	X	

Legend:
Avg. Average


Timing and Results provided by  **TISSOT**



Results

Bib	Name	NOC Code	Game 1	Game 2	Game 3	Total	Result	Avg.	Winner	Remark
125	CHO Youngseon	KOR	244	215	259	718	2	239.3	X	
129	JONES Tommy	USA	247	215	156	618	1	206.0		

Legend:
Avg. Average

Timing and Results provided by  **TISSOT**



Results

Bib	Name	NOC Code	Game 1	Game 2	Game 3	Total	Result	Avg.	Winner	Remark
132	RUIZ Ildemaro	VEN	243	234	210	687	2	229.0	X	
102	MACLELLAND Dan	CAN	202	244	200	646	1	215.3		

Legend:
Avg. Average

Timing and Results provided by  **TISSOT**



Results

Bib	Name	NOC Code	Game 1	Game 2	Game 3	Total	Result	Avg.	Winner	Remark
111	BORDING Tobias	GER	190	234	189	613	2	204.3	X	
115	CELLI Massimiliano	ITA	246	201	169	616	1	205.3		

Legend:
Avg. Average

Timing and Results provided by  **TISSOT**



Results

Bib	Name	NOC Code	Game 1	Game 2	Game 3	Total	Result	Avg.	Winner	Remark
116	POLIZZOTTO Salvatore	ITA	206	175	165	546	1	182.0		
125	CHO Youngseon	KOR	192	253	279	724	2	241.3	X	

Legend:
Avg. Average

Timing and Results provided by  TISSOT



Results

Bib	Name	NOC Code	Game 1	Game 2	Game 3	Total	Result	Avg.	Winner	Remark
132	RUIZ Ildemaro	VEN	226	247		473	2	236.5	X	
111	BORDING Tobias	GER	203	209		412	0	206.0		

Legend:
 Avg. Average

Timing and Results provided by  **TISSOT**



Results

Bib	Name	NOC Code	Game 1	Game 2	Game 3	Total	Result	Avg.	Winner	Remark
116	POLIZZOTTO Salvatore	ITA	177	187		364	0	182.0		
111	BORDING Tobias	GER	201	191		392	2	196.0	X	

Legend:
Avg. Average

Timing and Results provided by  TISSOT



Results

Bib	Name	NOC Code	Game 1	Game 2	Game 3	Total	Result	Avg.	Winner	Remark
125	CHO Youngseon	KOR	226	257		483	2	241.5	X	
132	RUIZ Ildemaro	VEN	182	253		435	0	217.5		

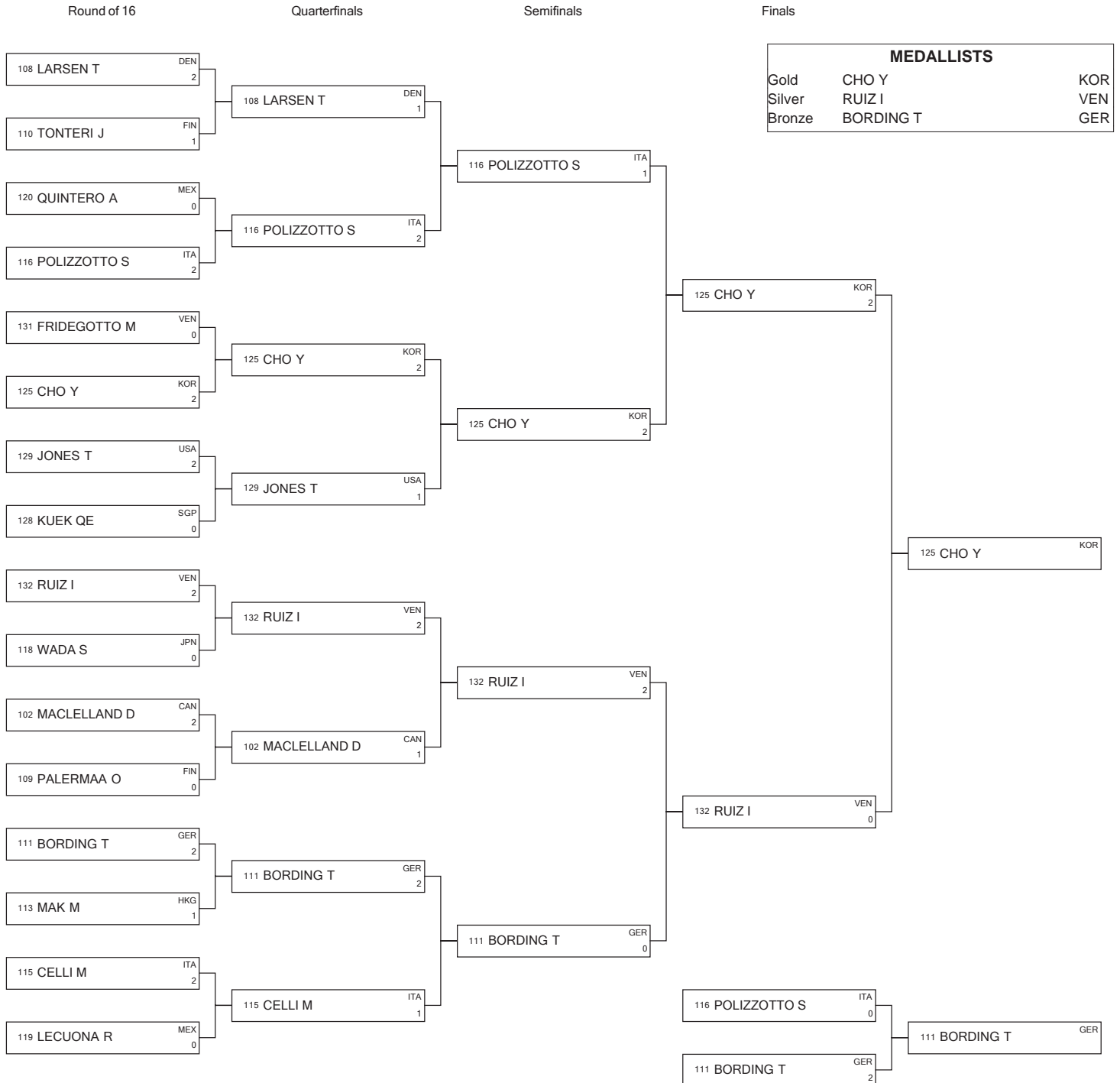
Legend:
Avg. Average

Timing and Results provided by  TISSOT



Brackets

As of SAT 22 JUL 2017






Results

NOC Code	Bib	Name	Game 1	Game 2	Total	Avg.	Team Total	Winner	Remark
MEX		GONGORA Sandra	215	258	473	236.5			
		LOPEZ Tannya	237	201	438	219.0	911	X	
SGP		YEONG-NATHAN Jasmine	171	269	440	220.0			
		YEO Joey	180	225	405	202.5	845		

Legend:
Avg. Average


Timing and Results provided by  **TISSOT**



Results

NOC Code	Bib	Name	Game 1	Game 2	Total	Avg.	Team Total	Winner	Remark
UKR		KONONENKO Liliia	225	158	383	191.5	824	X	
		KOVALOVA Daria	224	217	441	220.5			
GBR		HANNAN Samantha	221	178	399	199.5	794		
		DALY Becky	205	190	395	197.5			

Legend:
 Avg. Average


Timing and Results provided by  **TISSOT**



Results

NOC Code	Bib	Name	Game 1	Game 2	Total	Avg.	Team Total	Winner	Remark
GBR		HANNAN Samantha	205	161	366	183.0	731		
		DALY Becky	216	149	365	182.5			
MEX		GONGORA Sandra	300	205	505	252.5	949		
		LOPEZ Tannya	214	230	444	222.0		X	

Legend:
 Avg. Average


Timing and Results provided by  **TISSOT**



Results

NOC Code	Bib	Name	Game 1	Game 2	Total	Avg.	Team Total	Winner	Remark
SGP		YEONG-NATHAN Jasmine	240	225	465	232.5	934	X	
		YEO Joey	234	235	469	234.5			
UKR		KONONENKO Liliia	147	167	314	157.0	802		
		KOVALOVA Daria	235	253	488	244.0			

Legend:
Avg. Average


Timing and Results provided by  TISSOT



Results

NOC Code	Bib	Name	Game 1	Game 2	Total	Avg.	Team Total	Winner	Remark
SGP		YEONG-NATHAN Jasmine	238	234	472	236.0	943	X	
		YEO Joey	214	257	471	235.5			
GBR		HANNAN Samantha	208	198	406	203.0	821		
		DALY Becky	199	216	415	207.5			

Legend:
Avg. Average


Timing and Results provided by  TISSOT



Results

NOC Code	Bib	Name	Game 1	Game 2	Total	Avg.	Team Total	Winner	Remark
MEX		GONGORA Sandra	245	215	460	230.0			
		LOPEZ Tannya	189	279	468	234.0	928	X	
UKR		KONONENKO Liliia	186	182	368	184.0			
		KOVALOVA Daria	195	248	443	221.5	811		

Legend:
Avg. Average


Timing and Results provided by  **TISSOT**



Results

NOC Code	Bib	Name	Game 1	Game 2	Total	Avg.	Team Total	Winner	Remark
POL		CHAREZINSKA Lucyna	195	180	375	187.5	747		
		PAJAK Daria	182	190	372	186.0			
KOR		KIM Moonjeong	226	204	430	215.0	975		
		KANG Sujin	279	266	545	272.5		X	

Legend:
 Avg. Average


Timing and Results provided by  **TISSOT**



Results

NOC Code	Bib	Name	Game 1	Game 2	Total	Avg.	Team Total	Winner	Remark
CAN		PANAS Miranda	226	182	408	204.0	809		
		BERCIER Valerie	206	195	401	200.5			
COL		RESTREPO Rocio	257	244	501	250.5	968		
		GUERRERO Clara	277	190	467	233.5		X	

Legend:
 Avg. Average


Timing and Results provided by  **TISSOT**



Results

NOC Code	Bib	Name	Game 1	Game 2	Total	Avg.	Team Total	Winner	Remark
COL		RESTREPO Rocio	246	277	523	261.5	994	X	
		GUERRERO Clara	257	214	471	235.5			
POL		CHAREZINSKA Lucyna	184	189	373	186.5	824		
		PAJAK Daria	252	199	451	225.5			

Legend:
 Avg. Average


Timing and Results provided by  TISSOT



Results

NOC Code	Bib	Name	Game 1	Game 2	Total	Avg.	Team Total	Winner	Remark
KOR		KIM Moonjeong	214	223	437	218.5	903		
		KANG Sujin	209	257	466	233.0			
CAN		PANAS Miranda	236	246	482	241.0	943		
		BERCIER Valerie	247	214	461	230.5			X

Legend:
Avg. Average


Timing and Results provided by  **TISSOT**



Results

NOC Code	Bib	Name	Game 1	Game 2	Total	Avg.	Team Total	Winner	Remark
KOR		KIM Moonjeong	239	211	450	225.0	918		
		KANG Sujin	209	259	468	234.0			
COL		RESTREPO Rocio	238	247	485	242.5	999		
		GUERRERO Clara	248	266	514	257.0		X	

Legend:
Avg. Average


Timing and Results provided by  TISSOT



Results

NOC Code	Bib	Name	Game 1	Game 2	Total	Avg.	Team Total	Winner	Remark
POL		CHAREZINSKA Lucyna	140	164	304	152.0	664		
		PAJAK Daria	167	193	360	180.0			
CAN		PANAS Miranda	224	233	457	228.5	848	X	
		BERCIER Valerie	203	188	391	195.5			

Legend:
Avg. Average


Timing and Results provided by  **TISSOT**



Results

NOC Code	Bib	Name	Game 1	Game 2	Total	Avg.	Team Total	Winner	Remark
TPE		TSAI Hsin-Yi	221	184	405	202.5			
		PAN Yu-Fen	226	215	441	220.5	846		
GER		BEUTHNER Laura	251	205	456	228.0			
		POPPLER Birgit	225	195	420	210.0	876	X	

Legend:
 Avg. Average


Timing and Results provided by  **TISSOT**



Results

NOC Code	Bib	Name	Game 1	Game 2	Total	Avg.	Team Total	Winner	Remark
CHN		ZHANG Yuhong	200	201	401	200.5	787		
		ZHANG Chunli	205	181	386	193.0			
VEN		de FARIA Patricia	216	179	395	197.5	806		
		MARCANO Karen	230	181	411	205.5		X	

Legend:
Avg. Average


Timing and Results provided by  **TISSOT**



Results

NOC Code	Bib	Name	Game 1	Game 2	Total	Avg.	Team Total	Winner	Remark
VEN		de FARIA Patricia	216	195	411	205.5	869	X	
		MARCANO Karen	238	220	458	229.0			
TPE		TSAI Hsin-Yi	194	214	408	204.0	825		
		PAN Yu-Fen	194	223	417	208.5			

Legend:
 Avg. Average


Timing and Results provided by  TISSOT



Results

NOC Code	Bib	Name	Game 1	Game 2	Total	Avg.	Team Total	Winner	Remark
GER		BEUTHNER Laura	202	231	433	216.5	924	X	
		POPPLER Birgit	223	268	491	245.5			
CHN		ZHANG Yuhong	180	193	373	186.5	782		
		ZHANG Chunli	181	228	409	204.5			

Legend:
 Avg. Average


Timing and Results provided by  TISSOT



Results

NOC Code	Bib	Name	Game 1	Game 2	Total	Avg.	Team Total	Winner	Remark
GER		BEUTHNER Laura	214	248	462	231.0			
		POPPLER Birgit	213	238	451	225.5	913	X	
VEN		de FARIA Patricia	157	204	361	180.5			
		MARCANO Karen	210	207	417	208.5	778		

Legend:
Avg. Average


Timing and Results provided by  **TISSOT**



Results

NOC Code	Bib	Name	Game 1	Game 2	Total	Avg.	Team Total	Winner	Remark
TPE		TSAI Hsin-Yi	234	234	468	234.0			
		PAN Yu-Fen	176	194	370	185.0	838	X	
CHN		ZHANG Yuhong	209	213	422	211.0			
		ZHANG Chunli	179	193	372	186.0	794		

Legend:
Avg. Average


Timing and Results provided by  **TISSOT**



Results

NOC Code	Bib	Name	Game 1	Game 2	Total	Avg.	Team Total	Winner	Remark
JPN		ISHIMOTO Mirai	235	207	442	221.0			
		TAKEKAWA Hikaru	226	163	389	194.5	831		
USA		KULICK Kelly	195	222	417	208.5			
		McEWAN Danielle	267	256	523	261.5	940	X	

Legend:
 Avg. Average


Timing and Results provided by  **TISSOT**



Results

NOC Code	Bib	Name	Game 1	Game 2	Total	Avg.	Team Total	Winner	Remark
FIN		HILTUNEN Eliisa	218	235	453	226.5	908	X	
		PASANEN Sanna	207	248	455	227.5			
DEN		AGERBO Rikke H	238	195	433	216.5	905		
		BRONDSTED Britt	172	300	472	236.0			

Legend:
 Avg. Average


Timing and Results provided by  **TISSOT**



Results

NOC Code	Bib	Name	Game 1	Game 2	Total	Avg.	Team Total	Winner	Remark
DEN		AGERBO Rikke H	190	225	415	207.5			
		BRONDSTED Britt	186	171	357	178.5	772		
JPN		ISHIMOTO Mirai	257	216	473	236.5			
		TAKEKAWA Hikaru	224	188	412	206.0	885	X	

Legend:
Avg. Average


Timing and Results provided by  **TISSOT**



Results

NOC Code	Bib	Name	Game 1	Game 2	Total	Avg.	Team Total	Winner	Remark
USA		KULICK Kelly	201	218	419	209.5	820		
		McEWAN Danielle	217	184	401	200.5			
FIN		HILTUNEN Eliisa	225	227	452	226.0	903		
		PASANEN Sanna	204	247	451	225.5		X	

Legend:
Avg. Average


Timing and Results provided by  **TISSOT**



Results

NOC Code	Bib	Name	Game 1	Game 2	Total	Avg.	Team Total	Winner	Remark
USA		KULICK Kelly	233	268	501	250.5	936	X	
		McEWAN Danielle	190	245	435	217.5			
DEN		AGERBO Rikke H	222	212	434	217.0	870		
		BRONSTED Brit	217	219	436	218.0			

Legend:
Avg. Average


Timing and Results provided by  **TISSOT**



Results

NOC Code	Bib	Name	Game 1	Game 2	Total	Avg.	Team Total	Winner	Remark
JPN		ISHIMOTO Mirai	266	156	422	211.0			
		TAKEKAWA Hikaru	176	232	408	204.0	830		
FIN		HILTUNEN Eliisa	185	209	394	197.0			
		PASANEN Sanna	217	229	446	223.0	840	X	

Legend:
Avg. Average

Timing and Results provided by  **TISSOT**



Round Robin Summary

As of SUN 23 JUL 2017

Pool A

Rank	NOC Code	Name	A	B	C	D	Pins	Games	Wins	Ties	Points	Remark
1	MEX	A LOPEZ / GONGORA	-	911	928	949	2788	3	3	0	6	Q
2	SGP	B YEONG-NATHAN / YEO	845	-	934	943	2722	3	2	0	4	Q
3	UKR	C KOVALOVA / KONONENKO	811	802	-	824	2437	3	1	0	2	
4	GBR	D HANNAN / DALY	731	821	794	-	2346	3	0	0	0	

Pool B

Rank	NOC Code	Name	A	B	C	D	Pins	Games	Wins	Ties	Points	Remark
1	COL	A RESTREPO / GUERRERO	-	968	999	994	2961	3	3	0	6	Q
2	CAN	B PANAS / BERCIER	809	-	943	848	2600	3	2	0	4	Q
3	KOR	C KIM / KANG	918	903	-	975	2796	3	1	0	2	
4	POL	D CHAREZINSKA / PAJAK	824	664	747	-	2235	3	0	0	0	

Pool C


Rank	NOC Code	Name	A	B	C	D	Pins	Games	Wins	Ties	Points	Remark
1	GER	A BEUTHNER / POPPLER	-	913	876	924	2713	3	3	0	6	Q
2	VEN	B de FARIA / MARCANO	778	-	869	806	2453	3	2	0	4	Q
3	TPE	C PAN / TSAI	846	825	-	838	2509	3	1	0	2	
4	CHN	D ZHANG / ZHANG	782	787	794	-	2363	3	0	0	0	

Pool D

Rank	NOC Code	Name	A	B	C	D	Pins	Games	Wins	Ties	Points	Remark
1	FIN	A HILTUNEN / PASANEN	-	903	840	908	2651	3	3	0	6	Q
2	USA	B McEWAN / KULICK	820	-	940	936	2696	3	2	0	4	Q
3	JPN	C ISHIMOTO / TAKEKAWA	830	831	-	885	2546	3	1	0	2	
4	DEN	D AGERBO / BRONSTED	905	870	772	-	2547	3	0	0	0	

Legend:

Q Qualified


Timing and Results provided by  TISSOT



Results

NOC Code	Bib	Name	Game 1	Game 2	Total	Avg.	Team Total	Winner	Remark
MEX		GONGORA Sandra	237	171	408	204.0			
		LOPEZ Tannya	224	267	491	245.5	899	X	
CAN		PANAS Miranda	178	193	371	185.5			
		BERCIER Valerie	200	236	436	218.0	807		

Legend:
Avg. Average

Timing and Results provided by  TISSOT



Results

NOC Code	Bib	Name	Game 1	Game 2	Total	Avg.	Team Total	Winner	Remark
SGP		YEONG-NATHAN Jasmine	213	205	418	209.0	847		
		YEO Joey	194	235	429	214.5			
COL		RESTREPO Rocio	248	256	504	252.0	949		
		GUERRERO Clara	240	205	445	222.5		X	

Legend:
 Avg. Average

Timing and Results provided by  **TISSOT**



Results

NOC Code	Bib	Name	Game 1	Game 2	Total	Avg.	Team Total	Winner	Remark
GER		BEUTHNER Laura	223	256	479	239.5			
		POPPLER Birgit	193	181	374	187.0	853		
USA		KULICK Kelly	278	279	557	278.5			
		McEWAN Danielle	278	222	500	250.0	1057	X	

Legend:
Avg. Average


Timing and Results provided by  TISSOT



Results

NOC Code	Bib	Name	Game 1	Game 2	Total	Avg.	Team Total	Winner	Remark
VEN		de FARIA Patricia	215	202	417	208.5	856	X	
		MARCANO Karen	201	238	439	219.5			
FIN		HILTUNEN Eliisa	234	204	438	219.0	815		
		PASANEN Sanna	225	152	377	188.5			

Legend:
Avg. Average

Timing and Results provided by  TISSOT




Results

REVISED
23 JUL 17:10

NOC Code	Bib	Name	Game 1	Game 2	Total	Avg.	Team Total	Winner	Remark
MEX		GONGORA Sandra	223	198	421	210.5			
		LOPEZ Tannya	192	199	391	195.5	812		
USA		KULICK Kelly	214	215	429	214.5			
		McEWAN Danielle	290	184	474	237.0	903	X	

Legend:
Avg. Average

Timing and Results provided by  TISSOT



Results

NOC Code	Bib	Name	Game 1	Game 2	Total	Avg.	Team Total	Winner	Remark
COL		RESTREPO Rocio	214	258	472	236.0	947	X	
		GUERRERO Clara	242	233	475	237.5			
VEN		de FARIA Patricia	215	257	472	236.0	866		
		MARCANO Karen	203	191	394	197.0			

Legend:
Avg. Average

Timing and Results provided by  TISSOT



Results

NOC Code	Bib	Name	Game 1	Game 2	Total	Avg.	Team Total	Winner	Remark
MEX		GONGORA Sandra	254	268	522	261.0			
		LOPEZ Tannya	206	237	443	221.5	965	X	
VEN		de FARIA Patricia	189	231	420	210.0			
		MARCANO Karen	241	174	415	207.5	835		

Legend:
Avg. Average


Timing and Results provided by  TISSOT



Results

NOC Code	Bib	Name	Game 1	Game 2	Total	Avg.	Team Total	Winner	Remark
USA		KULICK Kelly	224	223	447	223.5	874		
		McEWAN Danielle	226	201	427	213.5			
COL		RESTREPO Rocio	210	206	416	208.0	922		
		GUERRERO Clara	279	227	506	253.0		X	

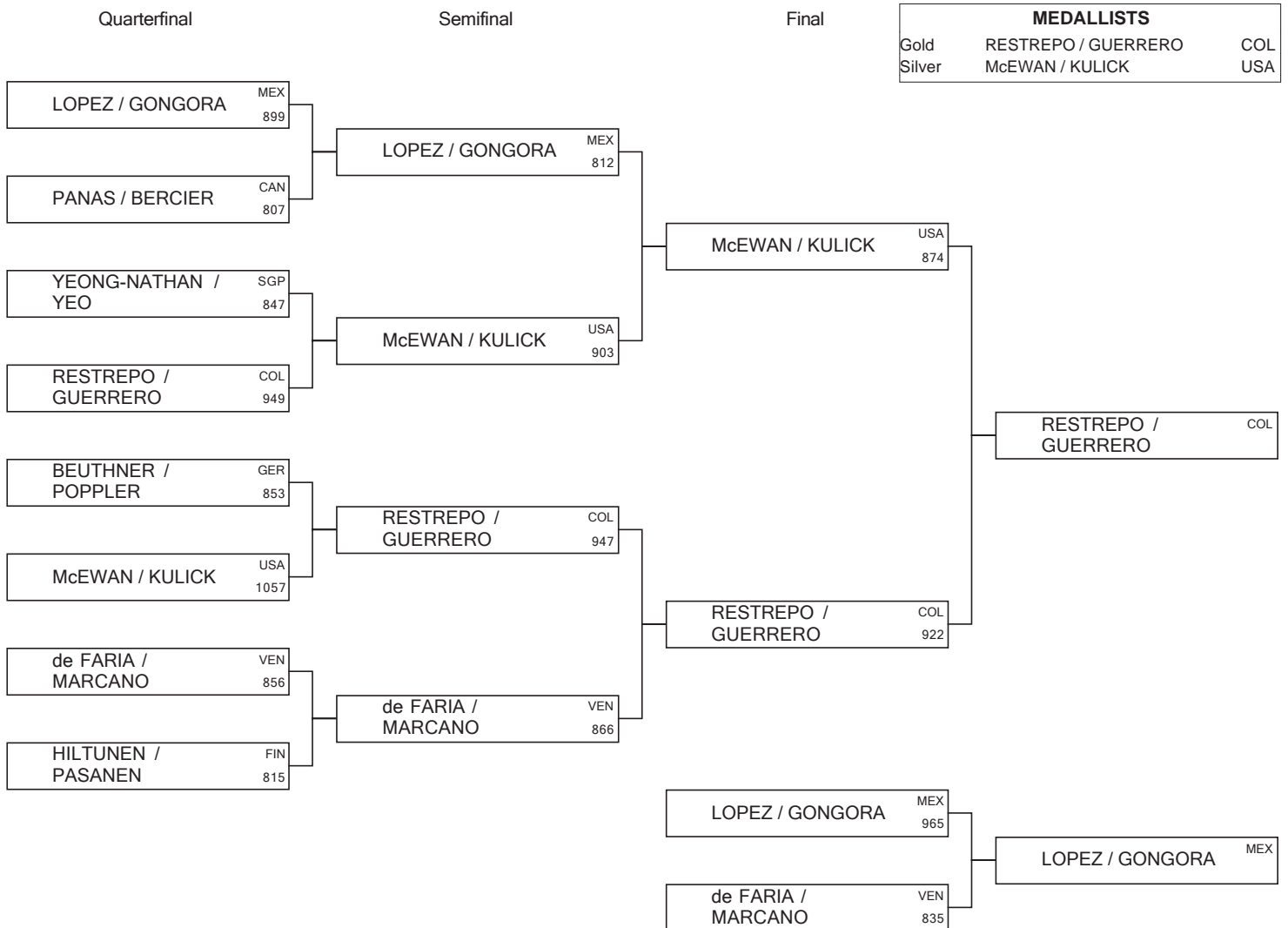
Legend:
Avg. Average

Timing and Results provided by  **TISSOT**



Brackets

As of SUN 23 JUL 2017






Results

NOC Code	Bib	Name	Game 1	Game 2	Total	Avg.	Team Total	Winner	Remark
POL		PREUS Patryk	222	187	409	204.5			
		SILLETTI Alessandro	215	215	430	215.0	839		
KOR		CHO Youngseon	181	206	387	193.5			
		KANG Heewon	259	278	537	268.5	924	X	

Legend:
Avg. Average


Timing and Results provided by  **TISSOT**



Results

NOC Code	Bib	Name	Game 1	Game 2	Total	Avg.	Team Total	Winner	Remark
MEX		QUINTERO Arturo	199	176	375	187.5	803		
		LECUONA Ricardo	181	247	428	214.0			
CAN		LAVOIE Francois	258	229	487	243.5	957		
		MACLELLAND Dan	213	257	470	235.0		X	

Legend:
Avg. Average


Timing and Results provided by  **TISSOT**



Results

NOC Code	Bib	Name	Game 1	Game 2	Total	Avg.	Team Total	Winner	Remark
CAN		LAVOIE Francois	276	201	477	238.5	959	X	
		MACLELLAND Dan	224	258	482	241.0			
POL		PREUS Patryk	187	165	352	176.0	772		
		SILLETTI Alessandro	226	194	420	210.0			

Legend:
Avg. Average

Timing and Results provided by  **TISSOT**



Results

NOC Code	Bib	Name	Game 1	Game 2	Total	Avg.	Team Total	Winner	Remark
KOR		CHO Youngseon	279	236	515	257.5	937		
		KANG Heewon	200	222	422	211.0			
MEX		QUINTERO Arturo	245	258	503	251.5	965		
		LECUONA Ricardo	207	255	462	231.0		X	

Legend:
 Avg. Average

Timing and Results provided by  **TISSOT**



Results

NOC Code	Bib	Name	Game 1	Game 2	Total	Avg.	Team Total	Winner	Remark
KOR		CHO Youngseon	278	269	547	273.5	934	X	
		KANG Heewon	206	181	387	193.5			
CAN		LAVOIE Francois	259	214	473	236.5	894		
		MACLELLAND Dan	224	197	421	210.5			

Legend:
Avg. Average

Timing and Results provided by  **TISSOT**



Results

NOC Code	Bib	Name	Game 1	Game 2	Total	Avg.	Team Total	Winner	Remark
POL		PREUS Patryk	236	259	495	247.5	904		
		SILLETTI Alessandro	194	215	409	204.5			
MEX		QUINTERO Arturo	268	222	490	245.0	906		
		LECUONA Ricardo	210	206	416	208.0		X	

Legend:
Avg. Average

Timing and Results provided by  **TISSOT**



Results

NOC Code	Bib	Name	Game 1	Game 2	Total	Avg.	Team Total	Winner	Remark
ITA		CELLI Massimiliano	202	260	462	231.0	869		
		POLIZZOTTO Salvatore	172	235	407	203.5			
DEN		LARSEN Thomas	241	266	507	253.5	1062		
		AGERBO Jesper	297	258	555	277.5		X	

Legend:
Avg. Average


Timing and Results provided by  **TISSOT**



Results

NOC Code	Bib	Name	Game 1	Game 2	Total	Avg.	Team Total	Winner	Remark
SGP		KUEK Qi En	255	247	502	251.0	951		
		KIEW Marcus	203	246	449	224.5			
JPN		SHIMBATA Yuhi	236	227	463	231.5	977		
		WADA Shogo	248	266	514	257.0			X

Legend:
Avg. Average


Timing and Results provided by  **TISSOT**



Results

NOC Code	Bib	Name	Game 1	Game 2	Total	Avg.	Team Total	Winner	Remark
JPN		SHIMBATA Yuhi	182	202	384	192.0			
		WADA Shogo	224	201	425	212.5	809		
ITA		CELLI Massimiliano	234	259	493	246.5			
		POLIZZOTTO Salvatore	240	212	452	226.0	945	X	

Legend:
Avg. Average

Timing and Results provided by  **TISSOT**



Results

NOC Code	Bib	Name	Game 1	Game 2	Total	Avg.	Team Total	Winner	Remark
DEN		LARSEN Thomas	235	230	465	232.5			
		AGERBO Jesper	248	205	453	226.5	918		
SGP		KUEK Qi En	235	279	514	257.0			
		KIEW Marcus	279	222	501	250.5	1015	X	

Legend:
Avg. Average


Timing and Results provided by  **TISSOT**



Results

NOC Code	Bib	Name	Game 1	Game 2	Total	Avg.	Team Total	Winner	Remark
DEN		LARSEN Thomas	218	204	422	211.0			
		AGERBO Jesper	221	210	431	215.5	853	X	
JPN		SHIMBATA Yuhi	194	235	429	214.5			
		WADA Shogo	156	193	349	174.5	778		

Legend:
Avg. Average

Timing and Results provided by  **TISSOT**



Results

NOC Code	Bib	Name	Game 1	Game 2	Total	Avg.	Team Total	Winner	Remark
ITA		CELLI Massimiliano	210	227	437	218.5	822		
		POLIZZOTTO Salvatore	174	211	385	192.5			
SGP		KUEK Qi En	278	245	523	261.5	938		
		KIEW Marcus	179	236	415	207.5			X

Legend:
Avg. Average

Timing and Results provided by  **TISSOT**



Results

NOC Code	Bib	Name	Game 1	Game 2	Total	Avg.	Team Total	Winner	Remark
VEN		RUIZ Ildemaro	254	189	443	221.5	869	X	
		FRIDEGOTTO Massimiliano	213	213	426	213.0			
FIN		TONTERI Juhani	159	225	384	192.0	833		
		PALERMAA Osku	259	190	449	224.5			

Legend:
Avg. Average

Timing and Results provided by  **TISSOT**



Results

NOC Code	Bib	Name	Game 1	Game 2	Total	Avg.	Team Total	Winner	Remark
NED		SPIJL Johnny	198	234	432	216.0	881		
		van de WAKKER Jeffrey	212	237	449	224.5			
HKG		MAK Michael	227	204	431	215.5	903		
		WU Siu Hong	227	245	472	236.0		X	

Legend:
Avg. Average


Timing and Results provided by  **TISSOT**



Results

NOC Code	Bib	Name	Game 1	Game 2	Total	Avg.	Team Total	Winner	Remark
HKG		MAK Michael	191	279	470	235.0	888		
		WU Siu Hong	226	192	418	209.0			
VEN		RUIZ Ildemaro	226	223	449	224.5	935		
		FRIDEGOTTO Massimiliano	239	247	486	243.0		X	

Legend:
Avg. Average

Timing and Results provided by  **TISSOT**



Results

NOC Code	Bib	Name	Game 1	Game 2	Total	Avg.	Team Total	Winner	Remark
FIN		TONTERI Juhani	212	246	458	229.0	876		
		PALERMAA Osku	187	231	418	209.0			
NED		SPIL Johnny	245	257	502	251.0	943		
		van de WAKKER Jeffrey	225	216	441	220.5		X	

Legend:
Avg. Average


Timing and Results provided by  TISSOT



Results

NOC Code	Bib	Name	Game 1	Game 2	Total	Avg.	Team Total	Winner	Remark
FIN		TONTERI Juhani	187	190	377	188.5	838		
		PALERMAA Osku	213	248	461	230.5			
HKG		MAK Michael	198	204	402	201.0	865		
		WU Siu Hong	234	229	463	231.5		X	

Legend:
Avg. Average

Timing and Results provided by  **TISSOT**



Results

NOC Code	Bib	Name	Game 1	Game 2	Total	Avg.	Team Total	Winner	Remark
VEN		RUIZ Ildemaro	232	226	458	229.0	873	X	
		FRIDEGOTTO Massimiliano	216	199	415	207.5			
NED		SPIL Johnny	156	171	327	163.5	743		
		van de WAKKER Jeffrey	238	178	416	208.0			

Legend:
Avg. Average


Timing and Results provided by  **TISSOT**



Results

NOC Code	Bib	Name	Game 1	Game 2	Total	Avg.	Team Total	Winner	Remark
TPE		HSIEH Chin-Liang	247	178	425	212.5			
		HUNG Kun-Yi	215	248	463	231.5	888		
USA		KENT Marshall	265	236	501	250.5			
		JONES Tommy	194	246	440	220.0	941	X	

Legend:
Avg. Average


Timing and Results provided by  **TISSOT**



Results

NOC Code	Bib	Name	Game 1	Game 2	Total	Avg.	Team Total	Winner	Remark
GER		BORDING Tobias	248	258	506	253.0	945		
		GRIPP Andreas	213	226	439	219.5			
COL		GOMEZ Andres	222	259	481	240.5	950		
		RODRIGUEZ Oscar	222	247	469	234.5			X

Legend:
Avg. Average

Timing and Results provided by  **TISSOT**



Results

NOC Code	Bib	Name	Game 1	Game 2	Total	Avg.	Team Total	Winner	Remark
COL		GOMEZ Andres	259	256	447	223.5			
		RODRIGUEZ Oscar	233	226	459	229.5	906	X	
TPE		HSIEH Chin-Liang	223	181	404	202.0			
		HUNG Kun-Yi	204	213	417	208.5	821		

Legend:
Avg. Average


Timing and Results provided by  **TISSOT**



Results

NOC Code	Bib	Name	Game 1	Game 2	Total	Avg.	Team Total	Winner	Remark
USA		KENT Marshall	223	248	471	235.5	922	X	
		JONES Tommy	238	213	451	225.5			
GER		BORDING Tobias	256	223	479	239.5	910		
		GRIPP Andreas	238	193	431	215.5			

Legend:
Avg. Average


Timing and Results provided by  **TISSOT**



Results

NOC Code	Bib	Name	Game 1	Game 2	Total	Avg.	Team Total	Winner	Remark
USA		KENT Marshall	299	212	511	255.5	974	X	
		JONES Tommy	246	217	463	231.5			
COL		GOMEZ Andres	216	192	408	204.0	824		
		RODRIGUEZ Oscar	190	226	416	208.0			

Legend:
Avg. Average


Timing and Results provided by  **TISSOT**



Results

NOC Code	Bib	Name	Game 1	Game 2	Total	Avg.	Team Total	Winner	Remark
TPE		HSIEH Chin-Liang	243	183	426	213.0			
		HUNG Kun-Yi	210	201	411	205.5	837		
GER		BORDING Tobias	208	276	484	242.0			
		GRIPP Andreas	195	236	431	215.5	915	X	

Legend:
Avg. Average

Timing and Results provided by  **TISSOT**



Round Robin Summary

As of MON 24 JUL 2017

Pool A

Rank	NOC Code	Name	A	B	C	D	Pins	Games	Wins	Ties	Points	Remark
1	MEX	A LECUONA / QUINTERO	-	803	965	906	2674	3	2	0	4	Q Shoot off:89
2	CAN	B MACLELLAND / LAVOIE	957	-	894	959	2810	3	2	0	4	Q Shoot off:86
3	KOR	C CHO / KANG	937	934	-	924	2795	3	2	0	4	Shoot off:84
4	POL	D PREUS / SILLETTI	904	772	839	-	2515	3	0	0	0	

Pool B

Rank	NOC Code	Name	A	B	C	D	Pins	Games	Wins	Ties	Points	Remark
1	SGP	A KUEK / KIEW	-	1015	938	951	2904	3	2	0	4	Q Shoot off:86
2	DEN	B AGERBO / LARSEN	918	-	1062	853	2833	3	2	0	4	Q Shoot off:80
3	ITA	C POLIZZOTTO / CELLI	822	869	-	945	2636	3	1	0	2	
3	JPN	D SHIMBATA / WADA	977	778	809	-	2564	3	1	0	2	

Pool C


Rank	NOC Code	Name	A	B	C	D	Pins	Games	Wins	Ties	Points	Remark
1	VEN	A FRIDEGOTTO / RUIZ	-	935	873	869	2677	3	3	0	6	Q
2	HKG	B WU / MAK	888	-	903	865	2656	3	2	0	4	Q
3	NED	C SPIL / van de WAKKER	743	881	-	943	2567	3	1	0	2	
4	FIN	D TONTERI / PALERMAA	833	838	876	-	2547	3	0	0	0	

Pool D

Rank	NOC Code	Name	A	B	C	D	Pins	Games	Wins	Ties	Points	Remark
1	USA	A KENT / JONES	-	974	922	941	2837	3	3	0	6	Q
2	COL	B RODRIGUEZ / GOMEZ	824	-	950	906	2680	3	2	0	4	Q
3	GER	C GRIPP / BORDING	910	945	-	915	2770	3	1	0	2	
4	TPE	D HSIEH / HUNG	888	821	837	-	2546	3	0	0	0	

Legend:

Q Qualified

Timing and Results provided by  TISSOT



Results

NOC Code	Bib	Name	Game 1	Game 2	Total	Avg.	Team Total	Winner	Remark
MEX		QUINTERO Arturo	211	191	402	201.0	864	X	
		LECUONA Ricardo	229	233	462	231.0			
DEN		LARSEN Thomas	222	217	439	219.5	845		
		AGERBO Jesper	217	189	406	203.0			

Legend:
Avg. Average


Timing and Results provided by  **TISSOT**



Results

NOC Code	Bib	Name	Game 1	Game 2	Total	Avg.	Team Total	Winner	Remark
CAN		LAVOIE Francois	233	234	467	233.5	951	X	
		MACLELLAND Dan	215	269	484	242.0			
SGP		KUEK Qi En	212	257	469	234.5	898		
		KIEW Marcus	224	205	429	214.5			

Legend:
Avg. Average


Timing and Results provided by  TISSOT



Results

NOC Code	Bib	Name	Game 1	Game 2	Total	Avg.	Team Total	Winner	Remark
VEN		RUIZ Ildemaro	235	257	492	246.0			
		FRIDEGOTTO Massimiliano	214	199	413	206.5	905	X	
COL		GOMEZ Andres	212	256	468	234.0			
		RODRIGUEZ Oscar	207	228	435	217.5	903		

Legend:
Avg. Average


Timing and Results provided by  TISSOT



Results

NOC Code	Bib	Name	Game 1	Game 2	Total	Avg.	Team Total	Winner	Remark
HKG		MAK Michael	244	225	469	234.5	972	X	
		WU Siu Hong	245	258	503	251.5			
USA		KENT Marshall	224	278	502	251.0	958		
		JONES Tommy	243	213	456	228.0			

Legend:
Avg. Average


Timing and Results provided by  **TISSOT**



Results

NOC Code	Bib	Name	Game 1	Game 2	Total	Avg.	Team Total	Winner	Remark
MEX		QUINTERO Arturo	205	190	395	197.5	862		
		LECUONA Ricardo	233	234	467	233.5			
VEN		RUIZ Ildemaro	255	279	534	267.0	941		
		FRIDEGOTTO Massimiliano	211	196	407	203.5			X

Legend:
Avg. Average


Timing and Results provided by  TISSOT



Results

NOC Code	Bib	Name	Game 1	Game 2	Total	Avg.	Team Total	Winner	Remark
CAN		LAVOIE Francois	277	245	522	261.0	1059	X	
		MACLELLAND Dan	279	258	537	268.5			
HKG		MAK Michael	257	219	476	238.0	911		
		WU Siu Hong	236	199	435	217.5			

Legend:
Avg. Average


Timing and Results provided by  **TISSOT**



Results

NOC Code	Bib	Name	Game 1	Game 2	Total	Avg.	Team Total	Winner	Remark
MEX		QUINTERO Arturo	212	277	489	244.5	948		
		LECUONA Ricardo	233	226	459	229.5			
HKG		MAK Michael	296	247	543	271.5	1003		
		WU Siu Hong	237	223	460	230.0		X	

Legend:
Avg. Average


Timing and Results provided by  TISSOT



Results

NOC Code	Bib Name	Game 1	Game 2	Total	Avg.	Team Total	Winner	Remark
VEN	RUIZ Ildemaro	259	298	557	278.5	935		
	FRIDEGOTTO Massimiliano	190	188	378	189.0			
CAN	LAVOIE Francois	209	279	488	244.0	972	X	
	MACLELLAND Dan	268	216	484	242.0			

Legend:
Avg. Average

Timing and Results provided by  **TISSOT**



Brackets

As of MON 24 JUL 2017

