




































Commonwealth Championships / New Zealand 2013

LADIES SINGLES

Place	Name	Cty	Flag	G1	G2	G3	G4	G5	G6	Series	Average	Diff
1	Kirsten Penny	ENG		147	245	204	249	214	242	1301	216.83	0
2	Siti Shazwani	MAS		207	169	190	222	212	188	1188	198	-113
3=	Lisa John	ENG		204	201	202	213	165	198	1183	197.16	-118
3=	Sue Abela	MLT		208	215	147	189	233	191	1183	197.16	-118
5	Bernice Lim	SIN		187	246	175	159	217	193	1177	196.16	-124
6	Sarah Young	NZL		247	186	180	176	190	181	1160	193.33	-141
7	Aishwarya Rao	IND		168	198	265	168	205	138	1142	190.33	-159
8	Ann-Maree Putney	AUS		203	187	208	172	193	178	1141	190.16	-160
9	Geraldine Ng	SIN		158	160	218	156	247	190	1129	188.16	-172
10	Julianne Mollet	NZL		176	197	201	141	214	196	1125	187.5	-176
11	Bec Whiting	AUS		182	170	238	150	192	191	1123	187.16	-178
12	Louise Roberts	WAL		152	177	213	170	188	200	1100	183.33	-201
13	Joanna Attard	MLT		181	176	205	194	166	148	1070	178.33	-231
14	Dayang Khairuniza	MAS		157	206	153	179	163	211	1069	178.16	-232
15	Caroline Horan	NIR		170	204	167	180	156	183	1060	176.66	-241
16	Prathima Hegde	IND		165	191	190	177	177	152	1052	175.33	-249
17	Anne-Maree Williams	WAL		157	186	190	158	153	181	1025	170.83	-276
18	Donna Horton	NIR		146	150	157	180	150	189	972	162	-329










Commonwealth Championships / New Zealand 2013

MENS SINGLES

Place	Name	Cty	Flag	G1	G2	G3	G4	G5	G6	Series	Average	Diff
1	Sam Cooley	AUS		247	195	267	277	224	234	1444	240.66	0
2	Jaris Goh	SIN		236	256	173	215	248	200	1328	221.33	-116
3	Isaac Russell Paul	MAS		237	182	200	227	212	189	1247	207.83	-197
4	Christopher Oates	ENG		197	186	170	181	243	248	1225	204.16	-219
5	John Wells	ENG		188	190	188	233	201	222	1222	203.66	-222
6	Craig Nevatt	NZL		184	213	158	233	187	217	1192	198.66	-252
7	Neil Sullivan	MLT		195	170	181	209	194	236	1185	197.5	-259
8	Brendan Meads	AUS		202	153	204	179	248	190	1176	196	-268
9	Rafiq Ismail	MAS		201	226	165	223	202	150	1167	194.5	-277
10	Javier Tan	SIN		226	161	165	225	221	168	1166	194.33	-278
11	Peter Moore	WAL		200	204	168	183	192	211	1158	193	-286
12	Adam Shrubbs	GIB		201	186	197	165	203	201	1153	192.16	-291
13	Justin C. Scicluna	MLT		146	153	224	191	194	224	1132	188.66	-312
14	Jason Waters	NZL		186	185	198	169	208	184	1130	188.33	-314
15	Gareth Roberts	WAL		173	175	172	172	190	192	1074	179	-370
16	Akaash Ashok Kumar	IND		203	193	149	174	146	204	1069	178.16	-375
17	Shabbir Dhankot	IND		163	172	187	182	180	178	1062	177	-382
18	David Seay	NIR		191	156	183	180	161	177	1048	174.66	-396
19	Michael Wood	GIB		148	174	203	135	236	147	1043	173.83	-401
20	Kevin Horton	NIR		181	161	192	148	127	192	1001	166.83	-443











Commonwealth Championships / New Zealand 2013

LADIES DOUBLES

Place	Name	Flag	G1	G2	G3	G4	G5	G6	Series	Average	Diff
	Bernice Lim		209	203	224	248	227	226	1337	222.83	
	Geraldine Ng		195	223	264	226	257	214	1379	229.83	
1	Singapore		404	426	488	474	484	440	2716	226.33	0
	Siti Shazwani		227	226	213	200	193	207	1266	211	
	Dayang Khairuniza		258	244	263	243	193	242	1443	240.5	
2	Malaysia		485	470	476	443	386	449	2709	225.75	-7
	Bec Whiting		223	195	212	245	223	228	1326	221	
	Ann-Maree Putney		193	195	216	227	221	224	1276	212.66	
3	Australia		416	390	428	472	444	452	2602	216.83	-114
	Kirsten Penny		210	159	211	170	223	239	1212	202	
	Lisa John		192	196	245	258	247	210	1348	224.66	
4	England		402	355	456	428	470	449	2560	213.33	-156
	Sarah Young		171	166	161	181	153	171	1003	167.16	
	Julianne Mollet		226	228	247	233	226	268	1428	238	
5	New Zealand		397	394	408	414	379	439	2431	202.58	-285
	Joanna Attard		210	181	200	202	159	206	1158	193	
	Sue Abela		202	159	179	228	220	191	1179	196.5	
6	Malta		412	340	379	430	379	397	2337	194.75	-379
	Anne-Maree Williams		159	139	138	178	198	258	1070	178.33	
	Louise Roberts		143	183	156	230	211	243	1166	194.33	
7	Wales		302	322	294	408	409	501	2236	186.33	-480
	Prathima Hegde		193	181	143	168	223	216	1124	187.33	
	Aishwarya Rao		171	180	156	137	177	171	992	165.33	
8	India		364	361	299	305	400	387	2116	176.33	-600
	Caroline Horan		117	150	182	157	155	211	972	162	
	Donna Horton		164	151	153	133	179	159	939	156.5	
9	Northern Ireland		281	301	335	290	334	370	1911	159.25	-805














Commonwealth Championships / New Zealand 2013








MENS DOUBLES

Place	Name	Flag	G1	G2	G3	G4	G5	G6	Series	Average	Diff
	Javier Tan		165	213	259	236	268	226	1367	227.83	
	Jaris Goh		232	235	248	223	161	236	1335	222.5	
1	Singapore		397	448	507	459	429	462	2702	225.16	0
	Christopher Oates		227	206	235	234	246	226	1374	229	
	John Wells		192	236	258	195	225	211	1317	219.5	
2	England		419	442	493	429	471	437	2691	224.25	-11
	Brendan Meads		190	194	191	182	224	238	1219	203.16	
	Sam Cooley		237	246	227	279	204	239	1432	238.66	
3	Australia		427	440	418	461	428	477	2651	220.91	-51
	Akaash Ashok Kumar		236	226	224	218	202	225	1331	221.83	
	Shabbir Dhankot		226	191	200	227	224	233	1301	216.83	
4	India		462	417	424	445	426	458	2632	219.33	-70
	Rafiq Ismail		205	242	180	212	231	183	1253	208.83	
	Isaac Russell Paul		227	227	229	196	234	235	1348	224.66	
5	Malaysia		432	469	409	408	465	418	2601	216.75	-101
	Jason Waters		224	259	182	210	216	175	1266	211	
	Craig Nevatt		290	257	168	226	169	219	1329	221.5	
6	New Zealand		514	516	350	436	385	394	2595	216.25	-107
	Justin C. Scicluna		216	168	219	205	184	226	1218	203	
	Neil Sullivan		203	172	161	195	222	161	1114	185.66	
7	Malta		419	340	380	400	406	387	2332	194.33	-370
	David Seay		177	189	159	245	195	223	1188	198	
	Kevin Horton		212	150	189	125	204	216	1096	182.66	
8	Northern Ireland		389	339	348	370	399	439	2284	190.33	-418
	Gareth Roberts		120	131	216	247	196	167	1077	179.5	
	Peter Moore		183	178	194	235	180	202	1172	195.33	
9	Wales		303	309	410	482	376	369	2249	187.41	-453
	Adam Shrubbs		193	161	158	142	208	235	1097	182.83	
	Michael Wood		147	159	160	230	182	177	1055	175.83	
10	Gibraltar		340	320	318	372	390	412	2152	179.33	-550

Commonwealth Championships / New Zealand 2013









MIXED DOUBLES



Place	Name	Flag	G1	G2	G3	G4	G5	G6	Series	Average	Diff
	Brendan Meads		216	197	223	169	238	259	1302	217	
	Ann-Maree Putney		276	225	181	196	168	238	1284	214	
1	Australia		492	422	404	365	406	497	2586	215.5	0
	Siti Shazwani		248	201	180	181	231	202	1243	207.16	
	Rafiq Ismail		177	197	185	234	258	258	1309	218.16	
2	Malaysia		425	398	365	415	489	460	2552	212.66	-34
	John Wells		263	172	195	258	192	214	1294	215.66	
	Kirsten Penny		168	229	169	225	229	206	1226	204.33	
3	England		431	401	364	483	421	420	2520	210	-66
	Bec Whiting		225	176	192	199	212	214	1218	203	
	Sam Cooley		257	216	257	180	188	192	1290	215	
4	Australia		482	392	449	379	400	406	2508	209	-78
	Geraldine Ng		165	242	216	170	194	191	1178	196.33	
	Jaris Goh		229	224	194	229	160	176	1212	202	
5	Singapore		394	466	410	399	354	367	2390	199.16	-196
	Joanna Attard		190	217	212	180	203	176	1178	196.33	
	Neil Sullivan		238	189	177	184	207	204	1199	199.83	
6	Malta		428	406	389	364	410	380	2377	198.08	-209
	Julieanne Mollet		157	183	243	201	172	215	1171	195.16	
	Craig Nevatt		236	214	189	187	188	186	1200	200	
7	New Zealand		393	397	432	388	360	401	2371	197.58	-215
	Christopher Oates		214	178	136	212	211	180	1131	188.5	
	Lisa John		220	188	216	166	216	225	1231	205.16	
8	England		434	366	352	378	427	405	2362	196.83	-224
	Dayang Khairuniza		179	187	191	175	217	166	1115	185.83	
	Isaac Russell Paul		211	190	202	191	200	246	1240	206.66	
9	Malaysia		390	377	393	366	417	412	2355	196.25	-231
	Bernice Lim		204	196	175	169	193	191	1128	188	
	Javier Tan		188	236	212	185	174	207	1202	200.33	
10	Singapore		392	432	387	354	367	398	2330	194.16	-256
	Sarah Young		225	216	200	173	184	157	1155	192.5	
	Jason Waters		166	222	170	187	204	193	1142	190.33	
11	New Zealand		391	438	370	360	388	350	2297	191.41	-289
	Justin C. Scicluna		177	214	158	173	202	168	1092	182	
	Sue Abela		215	211	150	191	168	225	1160	193.33	
12	Malta		392	425	308	364	370	393	2252	187.66	-334
	Akaash Ashok Kumar		232	161	198	224	204	165	1184	197.33	
	Aishwarya Rao		132	166	189	185	158	182	1012	168.66	
13	India		364	327	387	409	362	347	2196	183	-390

	Anne-Maree Williams		130	174	203	175	222	148	1052	175.33	
	Peter Moore		161	221	205	198	180	177	1142	190.33	
14	Wales		291	395	408	373	402	325	2194	182.83	-392
	Prathima Hegde		189	159	190	171	153	159	1021	170.16	
	Shabbir Dhankot		168	159	236	189	180	194	1126	187.66	
15	India		357	318	426	360	333	353	2147	178.91	-439
	Gareth Roberts		179	179	159	217	196	158	1088	181.33	
	Louise Roberts		190	142	199	199	162	142	1034	172.33	
16	Wales		369	321	358	416	358	300	2122	176.83	-464
	Donna Horton		139	191	158	179	214	201	1082	180.33	
	Kevin Horton		172	166	184	168	144	164	998	166.33	
17	Northern Ireland		311	357	342	347	358	365	2080	173.33	-506
	Caroline Horan		160	152	163	207	159	194	1035	172.5	
	David Seay		153	170	179	159	156	181	998	166.33	
18	Northern Ireland		313	322	342	366	315	375	2033	169.41	-553
	Pacer 1		0	0	0	0	0	0	0		
	Adam Shrubbs		188	184	225	206	166	226	1195	199.16	
19	Gibraltar		188	184	225	206	166	226	1195	99.58	-1391
	Pacer 2		0	0	0	0	0	0	0		
	Michael Wood		159	191	158	184	177	157	1026	171	
20	Gibraltar		159	191	158	184	177	157	1026	85.5	-1560

Commonwealth Championships / New Zealand 2013


TEAMS

Place	Name	Flag	G1	G2	G3	G4	G5	G6	Series	Average	Diff
	Javier Tan		226	256	207	169	222	220	1300	216.66	
	Bernice Lim		183	226	238	196	206	224	1273	212.16	
	Geraldine Ng		237	203	203	238	189	205	1275	212.5	
	Jaris Goh		237	207	225	224	253	279	1425	237.5	
1	Singapore		883	892	873	827	870	928	5273	219.7	0
	Brendan Meads		223	194	248	232	221	235	1353	225.5	
	Bec Whiting		198	191	210	209	145	196	1149	191.5	
	Ann-Maree Putney		194	225	206	191	204	190	1210	201.66	
	Sam Cooley		228	219	279	275	199	224	1424	237.33	
2	Australia		843	829	943	907	769	845	5136	214	-137
	Isaac Russell Paul		205	267	257	213	202	228	1372	228.66	
	Siti Shazwani		182	213	237	268	185	169	1254	209	
	Dayang Khairuniza		224	223	209	225	125	193	1199	199.83	
	Rafiq Ismail		212	187	192	216	206	236	1249	208.16	
3	Malaysia		823	890	895	922	718	826	5074	211.41	-199
	Christopher Oates		187	193	234	170	212	231	1227	204.5	
	John Wells		201	225	235	221	236	258	1376	229.33	
	Kirsten Penny		198	194	152	205	210	205	1164	194	
	Lisa John		192	224	212	203	259	200	1290	215	
4	England		778	836	833	799	917	894	5057	210.7	-216
	Julieanne Mollet		186	256	222	184	150	220	1218	203	
	Sarah Young		149	172	193	242	169	159	1084	180.66	
	Jason Waters		213	190	238	191	225	239	1296	216	
	Craig Nevatt		228	186	237	195	188	210	1244	207.33	
5	New Zealand		776	804	890	812	732	828	4842	201.75	-431
	Prathima Hegde		145	171	216	173	204	215	1124	187.33	
	Akaash Ashok Kumar		232	245	230	191	211	225	1334	222.33	
	Aishwarya Rao		167	204	263	165	208	156	1163	193.83	
	Shabbir Dhankot		216	212	194	217	182	180	1201	200.16	
6	India		760	832	903	746	805	776	4822	200.91	-451
	Sue Abela		200	226	192	197	212	155	1182	197	
	Joanna Attard		200	184	168	195	186	162	1095	182.5	
	Justin C. Scicluna		186	236	245	221	166	170	1224	204	
	Neil Sullivan		162	218	185	213	170	191	1139	189.83	
7	Malta		748	864	790	826	734	678	4640	193.33	-633
	Anne-Maree Williams		194	179	150	190	142	174	1029	171.5	
	Gareth Roberts		179	167	182	181	175	171	1055	175.83	
	Peter Moore		205	245	174	173	157	190	1144	190.66	
	Louise Roberts		172	178	145	193	174	167	1029	171.5	
8	Wales		750	769	651	737	648	702	4257	177.37	-1016

	Caroline Horan		172	178	175	148	200	174	1047	174.5	
	David Seay		156	194	170	225	151	175	1071	178.5	
	Donna Horton		147	155	196	145	184	146	973	162.16	
	Kevin Horton		169	166	165	177	194	202	1073	178.83	
9	Northern Ireland		644	693	706	695	729	697	4164	173.5	-1109
	Pacer 1		0	0	0	0	0	0	0		
	Pacer 2		0	0	0	0	0	0	0		
	Adam Shrubb		176	146	179	196	211	223	1131	188.5	
	Michael Wood		165	171	171	172	158	191	1028	171.33	
10	Gibraltar		341	317	350	368	369	414	2159	89.95	-3114





















Commonwealth Championships / New Zealand 2013

LADIES ALL EVENTS

Place	Name	Cty	Flag	Sgls	Dbls	MxD	Tms	Total	Games	Avg	Diff.	Cut +/-
1	Lisa John	ENG		1183	1348	1231	1290	5052	24	210.5	0	650
2	Geraldine Ng	SIN		1129	1379	1178	1275	4961	24	206.7	91	559
3	Siti Shazwani	MAS		1188	1266	1243	1254	4951	24	206.29	101	549
4	Julianne Mollet	NZL		1125	1428	1171	1218	4942	24	205.91	110	540
5	Bernice Lim	SIN		1177	1337	1128	1273	4915	24	204.79	137	513
6	Ann-Maree Putney	AUS		1141	1276	1284	1210	4911	24	204.62	141	509
7	Kirsten Penny	ENG		1301	1212	1226	1164	4903	24	204.29	149	501
8	Dayang Khairuniza	MAS		1069	1443	1115	1199	4826	24	201.08	226	424
9	Bec Whiting	AUS		1123	1326	1218	1149	4816	24	200.66	236	414
10	Sue Abela	MLT		1183	1179	1160	1182	4704	24	196	348	302
11	Joanna Attard	MLT		1070	1158	1178	1095	4501	24	187.54	551	99
12	Sarah Young	NZL		1160	1003	1155	1084	4402	24	183.41	650	0
13	Louise Roberts	WAL		1100	1166	1034	1029	4329	24	180.37	723	-73
14	Prathima Hegde	IND		1052	1124	1021	1124	4321	24	180.04	731	-81
15	Aishwarya Rao	IND		1142	992	1012	1163	4309	24	179.54	743	-93
16	Anne-Maree Williams	WAL		1025	1070	1052	1029	4176	24	174	876	-226
17	Caroline Horan	NIR		1060	972	1035	1047	4114	24	171.41	938	-288
18	Donna Horton	NIR		972	939	1082	973	3966	24	165.25	1086	-436

Commonwealth Championships / New Zealand 2013

MENS ALL EVENTS

Place	Name	Cty	Flag	Sgls	Dbls	MxD	Tms	Total	Games	Avg	Diff.	Cut +/-
1	Sam Cooley	AUS		1444	1432	1290	1424	5590	24	232.91	0	900
2	Jaris Goh	SIN		1328	1335	1212	1425	5300	24	220.83	290	610
3	John Wells	ENG		1222	1317	1294	1376	5209	24	217.04	381	519
4	Isaac Russell Paul	MAS		1247	1348	1240	1372	5207	24	216.95	383	517
5	Brendan Meads	AUS		1176	1219	1302	1353	5050	24	210.41	540	360
6	Javier Tan	SIN		1166	1367	1202	1300	5035	24	209.79	555	345
7	Rafiq Ismail	MAS		1167	1253	1309	1249	4978	24	207.41	612	288
8	Craig Nevatt	NZL		1192	1329	1200	1244	4965	24	206.87	625	275
9	Christopher Oates	ENG		1225	1374	1131	1227	4957	24	206.54	633	267
10	Akaash Ashok Kumar	IND		1069	1331	1184	1334	4918	24	204.91	672	228
11	Jason Waters	NZL		1130	1266	1142	1296	4834	24	201.41	756	144
12	Shabbir Dhankot	IND		1062	1301	1126	1201	4690	24	195.41	900	0
13	Justin C. Scicluna	MLT		1132	1218	1092	1224	4666	24	194.41	924	-24
14	Neil Sullivan	MLT		1185	1114	1199	1139	4637	24	193.2	953	-53
15	Peter Moore	WAL		1158	1172	1142	1144	4616	24	192.33	974	-74
16	Adam Shrubbs	GIB		1153	1097	1195	1131	4576	24	190.66	1014	-114
17	David Seay	NIR		1048	1188	998	1071	4305	24	179.37	1285	-385
18	Gareth Roberts	WAL		1074	1077	1088	1055	4294	24	178.91	1296	-396
19	Kevin Horton	NIR		1001	1096	998	1073	4168	24	173.66	1422	-522
20	Michael Wood	GIB		1043	1055	1026	1028	4152	24	173	1438	-538

Commonwealth Championships / New Zealand 2013

LADIES MASTERS

<u>Place</u>	<u>Name</u>	<u>Total</u>	<u>Bon</u>	<u>Grand Total</u>	<u>Diff</u>	<u>W</u>	<u>D</u>	<u>L</u>
1	Siti Shazwani - MAS	2647	70	2717	0	7	0	5
2	Dayang Khairuniza - MAS	2626	90	2716	-1	9	0	3
3	Joanna Attard - MLT	2501	65	2566	-151	6	1	5
4	Bernice Lim - SIN	2488	60	2548	-169	6	0	6
5	Sue Abela - MLT	2435	55	2490	-227	5	1	6
6	Bec Whiting - AUS	2402	70	2472	-245	7	0	5
7	Lisa John - ENG	2396	60	2456	-261	6	0	6
8	Kirsten Penny - ENG	2377	70	2447	-270	7	0	5
9	Geraldine Ng - SIN	2386	60	2446	-271	6	0	6
10	Julianne Mollet - NZL	2280	50	2330	-387	5	0	7
11	Sarah Young - NZL	2216	50	2266	-451	5	0	7
12	Ann-Maree Putney - AUS	2168	20	2188	-529	2	0	10

Game 1

Bowler	Score	Result
Joanna Attard - MLT	140	Bronze Medal
Dayang Khairuniza - MAS	181	Advance

Game 2

Bowler	Score	Result
Dayang Khairuniza - MAS	199	Gold Medal
Siti Shazwani - MAS	188	Silver Medal

Commonwealth Championships / New Zealand 2013

MENS MASTERS

<u>Place</u>	<u>Name</u>	<u>Total</u>	<u>Bon</u>	<u>Grand Total</u>	<u>Diff</u>	<u>W</u>	<u>D</u>	<u>L</u>
1	Sam Cooley - AUS	2767	85	2852	0	8	1	3
2	Christopher Oates - ENG	2674	90	2764	-88	9	0	3
3	Javier Tan - SIN	2616	110	2726	-126	11	0	1
4	Isaac Russell Paul - MAS	2630	80	2710	-142	8	0	4
5	Brendan Meads - AUS	2615	50	2665	-187	5	0	7
6	John Wells - ENG	2613	45	2658	-194	4	1	7
7	Rafiq Ismail - MAS	2557	40	2597	-255	4	0	8
8	Craig Nevatt - NZL	2498	50	2548	-304	5	0	7
9	Jaris Goh - SIN	2485	40	2525	-327	4	0	8
10	Akaash Ashok Kumar - IND	2491	30	2521	-331	2	2	8
11	Shabbir Dhankot - IND	2363	70	2433	-419	7	0	5
12	Jason Waters - NZL	2198	30	2228	-624	3	0	9

Game 1

Bowler	Score	Result
Javier Tan - SIN	177	Advance
Christopher Oates - ENG	169	Bronze Medal

Game 2

Bowler	Score	Result
Javier Tan - SIN	181	Silver Medal
Sam Cooley - AUS	249	Gold Medal