



World Youth Championships

Sun Valley Lanes, Lincoln, Nebraska, USA

July 24 - August 2, 2016



Singles Girls Finals

Place	Player	Country	G1	Total	Avg	Diff
1.	Mason, Gazmine	USA	211	211	211.00	0
2.	Chin, Victoria	MAS	207	207	207.00	-4

—

Singles Girls Semi-Finals 1

Place	Player	Country	G1	Total	Avg	Diff
1.	Chin, Victoria	MAS	219	219	219.00	0
2.	Persson, Filipa	SWE	201	201	201.00	-18

—

Singles Girls Semi-Finals 2

Place	Player	Country	G1	Total	Avg	Diff
1.	Mason, Gazmine	USA	234	234	234.00	0
2.	Bond, Julia	USA	169	169	169.00	-65

—



World Youth Championships

Sun Valley Lanes, Lincoln, Nebraska, USA

July 24 - August 2, 2016



Qualification Results for Singles Girls

Place	Player	Country	G1	G2	G3	G4	G5	G6	Total	Avg
1.	Persson, Filippa	SWE	198	215	300	255	195	227	1390	231.67
2.	Bond, Julia	USA	235	178	222	286	256	206	1383	230.50
3.	Mason, Gazmine	USA	237	220	267	209	198	209	1340	223.33
4.	Chin, Victoria	MAS	180	267	199	226	207	235	1314	219.00
5.	See, Tracy	SIN	213	265	162	247	201	224	1312	218.67
6.	Norkamal, Nora Lyana	MAS	233	155	189	211	266	224	1278	213.00
7.	Andersson, Anna	SWE	220	190	206	221	235	202	1274	212.33
8.	Roslan, Natasha	MAS	220	226	194	202	215	214	1271	211.83
9.	Fujiwara, Seika	JPN	236	221	232	200	177	201	1267	211.17
10.	Orozco, Maribel	MEX	236	213	236	175	212	190	1262	210.33
11.	Sahar, Nur Syazwani	MAS	227	267	170	161	212	221	1258	209.67
12.	Cepeda, Veronica	COL	239	246	168	163	206	230	1252	208.67
13.	Schwartz, Stephanie	USA	208	212	186	227	226	184	1243	207.17
14.	Lee, Yeongseung	KOR	211	210	196	215	205	201	1238	206.33
15.	Pak, Yuna	KOR	215	154	227	181	243	218	1238	206.33
16.	Mitchell, Mykaela	CAN	221	277	157	212	185	178	1230	205.00
17.	Orozco, Raquel	MEX	192	181	258	184	185	218	1218	203.00
18.	Allen, Emily	ENG	160	235	193	204	207	211	1210	201.67
19.	Malz, Saskia	GER	195	203	210	235	197	165	1205	200.83
20.	Reay, Keira	ENG	202	186	234	191	166	222	1201	200.17
21.	Poss, Giselle	PUR	214	200	208	184	171	220	1197	199.50
22.	Chua, Amabel	SIN	207	204	177	225	199	177	1189	198.17
23.	Rodriguez, Alexa	PUR	171	172	205	194	225	221	1188	198.00
24.	Izumune, Shion	JPN	191	212	158	223	210	183	1177	196.17
25.	Degenhardt, Lea	GER	156	169	177	212	225	234	1173	195.50
26.	Panas, Miranda	CAN	234	203	209	166	176	180	1168	194.67
27.	Hong, Sunhwa	KOR	161	194	174	217	236	185	1167	194.50
28.	Savikurki, Senni	FIN	165	204	233	167	206	190	1165	194.17
29.	Hunt, Janet	AUS	265	179	180	205	165	167	1161	193.50
30.	Plazas, Laura	COL	185	194	175	198	206	203	1161	193.50
31.	Kim, Jinju	KOR	167	194	189	236	200	174	1160	193.33
32.	Lawson, Naomi	SCO	201	179	182	175	192	223	1152	192.00



World Youth Championships

Sun Valley Lanes, Lincoln, Nebraska, USA

July 24 - August 2, 2016



33.	Lim, Charlene	 SIN	179	187	206	159	202	212	1145	190.83
34.	Rigney, Emily	 AUS	225	181	202	192	193	148	1141	190.17
35.	Wong, Son Ian	 MAC	211	190	144	200	223	172	1140	190.00
36.	Dias De Souza, Veronica	 MAC	196	207	178	154	190	212	1137	189.50
37.	Correa, Isabella	 COL	176	199	199	173	179	210	1136	189.33
38.	Salo, Vilma	 FIN	208	171	204	184	171	195	1133	188.83
39.	Furze, Katey	 AUS	201	167	144	190	208	222	1132	188.67
40.	Yap, Joy	 SIN	164	221	178	174	191	193	1121	186.83
41.	Limon, Paola	 MEX	211	163	190	182	180	190	1116	186.00
42.	Stankova, Petra	 SVK	217	159	220	171	182	166	1115	185.83
43.	Thompson, Sophie	 ENG	213	172	187	186	178	178	1114	185.67
44.	Thorell, Annie	 SWE	165	194	187	169	203	185	1103	183.83
45.	Wegner, Cajsja	 SWE	179	172	196	179	199	176	1101	183.50
46.	Cross, Emily	 AUS	204	144	189	208	210	144	1099	183.17
47.	Hernandez, Bea	 PHI	157	191	224	162	171	191	1096	182.67
48.	Garzon, Laura	 COL	182	190	201	187	177	159	1096	182.67
49.	Ishimoto, Mirai	 JPN	161	147	191	206	192	196	1093	182.17
50.	Gill, Ashleigh	 SCO	188	160	197	159	176	212	1092	182.00
51.	So, Cheng Lam	 MAC	178	176	177	162	187	212	1092	182.00
52.	Williamson, Alison	 SCO	139	156	217	183	179	215	1089	181.50
53.	Lin, Tzu-Ting	 TPE	165	212	168	173	203	165	1086	181.00
54.	Cobo, Estefania	 PUR	175	190	199	218	161	140	1083	180.50
55.	Cabusas, Xyrra	 PHI	111	214	204	182	187	181	1079	179.83
56.	Turcotte, Brittney	 CAN	167	216	176	157	156	204	1076	179.33
57.	Macatula, Rica	 PHI	180	153	224	155	174	190	1076	179.33
58.	Murphy, Laura	 SCO	170	177	193	198	184	153	1075	179.17
59.	Pelayo, Sara	 MEX	145	145	224	191	194	172	1071	178.50
60.	Richard, Jordan	 USA	152	196	187	171	172	191	1069	178.17
61.	Demers, Maude	 CAN	203	179	158	167	170	191	1068	178.00
62.	Torres, Paulina	 PUR	186	176	177	163	212	153	1067	177.83
63.	Burghard, Bettina	 GER	193	163	188	166	182	172	1064	177.33
64.	Wang, Yu-Huei	 TPE	189	152	155	204	183	180	1063	177.17
65.	Kovacic, Janja	 SLO	190	171	184	149	180	181	1055	175.83
66.	Juntunen, Ani	 FIN	178	200	158	184	143	188	1051	175.17



World Youth Championships

Sun Valley Lanes, Lincoln, Nebraska, USA

July 24 - August 2, 2016



67.	Merkel, Gina-Maria		GER	124	196	204	193	155	172	1044	174.00
68.	Sramkova, Kristina		SVK	199	162	178	173	206	125	1043	173.83
69.	Gryaznova, Varvara		RUS	188	194	167	158	161	169	1037	172.83
70.	Makhmudova, Sayyora		UZB	187	191	179	148	169	163	1037	172.83
71.	Tagg, Katie		ENG	157	113	260	183	147	175	1035	172.50
72.	Imai, Futaba		JPN	171	143	176	164	193	180	1027	171.17
73.	Laguado, Adriana		VEN	172	206	153	174	176	140	1021	170.17
74.	Serrano, Lidia		ESP	169	180	179	169	177	144	1018	169.67
75.	Peng, Hsiao-Fen		TPE	189	153	176	164	158	169	1009	168.17
76.	Chen, Hsuan-yu		TPE	181	183	161	138	158	170	991	165.17
77.	Daval-Santos, Rjoy		PHI	148	130	158	138	181	159	914	152.33
78.	Hakala, Riikka		FIN	145	140	160	158	137	157	897	149.50
79.	Ian, Un Lam		MAC	159	128	129	141	198	137	892	148.67



World Youth Championships

Sun Valley Lanes, Lincoln, Nebraska, USA

July 24 - August 2, 2016



Singles Boys Finals

Place	Player	Country	G1	Total	Avg	Diff
1.	Low Jr., Wesley	USA	224	224	224.00	0
2.	Al Merekhi, Mohammed	QAT	134	134	134.00	-90

—

Singles Boys Semi-Finals 1

Place	Player	Country	G1	Total	Avg	Diff
1.	Al Merekhi, Mohammed	QAT	185	185	185.00	0
2.	Alroomi, Aseel	KUW	178	178	178.00	-7

—

Singles Boys Semi-Finals 2

Place	Player	Country	G1	Total	Avg	Diff
1.	Low Jr., Wesley	USA	259	259	259.00	0
2.	Simo, Hector	DOM	242	242	242.00	-17

—



World Youth Championships

Sun Valley Lanes, Lincoln, Nebraska, USA

July 24 - August 2, 2016



Qualification Results for Singles Boys

Place	Player	Country	G1	G2	G3	G4	G5	G6	Total	Avg
1.	Alroomi, Aseel	KUW	268	243	188	207	238	279	1423	237.17
2.	Simo, Hector	DOM	269	194	247	207	234	236	1387	231.17
3.	Low Jr., Wesley	USA	224	247	237	237	235	205	1385	230.83
4.	Al Merekhi, Mohammed	QAT	230	189	267	259	197	235	1377	229.50
5.	Svensson, Jesper	SWE	235	231	212	300	203	186	1367	227.83
6.	Tun Hasnul Azam, Tun Hakim	MAS	199	200	247	182	244	278	1350	225.00
7.	Miyazawa, Takuya	JPN	222	249	225	245	173	225	1339	223.17
8.	Hupe, Mitch	CAN	225	214	215	203	289	190	1336	222.67
9.	Andersson, Pontus	SWE	228	218	247	227	237	179	1336	222.67
10.	Ruest-Lajoie, Nathan	CAN	211	209	234	237	239	189	1319	219.83
11.	Fens, Youri	NED	220	174	247	240	179	253	1313	218.83
12.	Yakuwa, Ryota	JPN	209	194	269	175	209	246	1302	217.00
13.	Lee, Hohyeon	KOR	213	237	193	238	222	181	1284	214.00
14.	Svensson, Adam	AUS	194	200	199	269	244	176	1282	213.67
15.	Tahvanainen, Santtu	FIN	198	221	212	257	188	203	1279	213.17
16.	Klassen, Jordan	CAN	206	234	195	236	170	235	1276	212.67
17.	Michow, Andre	GER	201	226	195	235	216	203	1276	212.67
18.	Garcia, Inigo	ESP	215	155	224	234	213	234	1275	212.50
19.	Heo, Jinsun	KOR	224	173	255	177	218	222	1269	211.50
20.	Oksanen, Niko	FIN	207	186	218	279	157	220	1267	211.17
21.	Goh, Muhd Jaris	SIN	212	196	178	216	227	237	1266	211.00
22.	Ismail, Rafiq	MAS	193	158	234	234	265	182	1266	211.00
23.	Cheah, Ray Han	SIN	235	227	180	199	224	199	1264	210.67
24.	Malig, Ivan	PHI	255	180	198	213	244	172	1262	210.33
25.	Martinez, Benjamin	MEX	195	234	189	222	167	249	1256	209.33
26.	Ackerman, George	ENG	226	187	238	182	226	192	1251	208.50
27.	Hooper, Curtis	ENG	180	258	203	182	233	193	1249	208.17
28.	Seo, Hyodong	KOR	230	211	214	212	190	188	1245	207.50
29.	Yu, Alex	HKG	225	207	186	213	232	180	1243	207.17
30.	Fridegotto, Massimiliano	VEN	170	194	247	195	224	210	1240	206.67
31.	Kostric, Rok	SLO	244	214	223	212	136	210	1239	206.50
32.	Izquierdo, Antonio	PUR	248	210	202	226	209	139	1234	205.67



World Youth Championships

Sun Valley Lanes, Lincoln, Nebraska, USA

July 24 - August 2, 2016



33.	Roberts, Brandon		ENG	236	188	257	200	204	147	1232	205.33
34.	Ishikawa, Alejandro		PER	176	209	200	216	198	231	1230	205.00
35.	Lebioda, Eoghain		IRL	182	264	205	181	179	217	1228	204.67
36.	Hunter, Dylin		CAN	214	206	193	188	227	199	1227	204.50
37.	Moen Stikbakke, Martin		NOR	174	185	223	179	229	236	1226	204.33
38.	Pizarro, Rafael		PUR	213	221	191	215	155	228	1223	203.83
39.	Putkisto, Teemu		FIN	238	233	144	201	195	210	1221	203.50
40.	Kulseng, Oyvinn		NOR	144	266	148	225	259	178	1220	203.33
41.	Nakano, Katsuhito		JPN	198	194	203	201	180	243	1219	203.17
42.	Cabrera, Mauricio		COL	180	204	185	206	227	216	1218	203.00
43.	Faisal, Wan Nadzmi Fikri		MAS	222	214	198	203	203	173	1213	202.17
44.	Lui, James		HKG	192	187	138	276	180	234	1207	201.17
45.	Velasco, Pablo		COL	213	196	203	211	194	188	1205	200.83
46.	Espen, Arvid		NOR	196	184	223	215	213	174	1205	200.83
47.	Fiorentino, Antonino		ITA	202	201	205	165	208	223	1204	200.67
48.	Cavallo, Wascar		DOM	232	161	224	158	243	186	1204	200.67
49.	Al-Kheliwi, Abdulrahman		KSA	232	228	213	160	177	190	1200	200.00
50.	Kostric, Aleksander		SLO	189	162	236	190	205	217	1199	199.83
51.	Tang, Michael		USA	202	172	223	179	244	178	1198	199.67
52.	Aboujassoum, Ghanim		QAT	199	188	173	215	207	215	1197	199.50
53.	Stanley, James		CRC	177	191	213	186	231	199	1197	199.50
54.	Zalar, Ziga		SLO	232	221	159	136	226	222	1196	199.33
55.	Almousawi, Mostafa		KUW	213	204	215	190	192	181	1195	199.17
56.	Saitoh, Yuta		JPN	236	187	209	169	191	199	1191	198.50
57.	Wong, Tony		HKG	180	191	217	182	193	227	1190	198.33
58.	Doyle, Kamron		USA	210	231	212	167	201	169	1190	198.33
59.	Liao, Li-Yang		TPE	197	182	183	232	183	212	1189	198.17
60.	Quesada, Alberto		CRC	214	184	178	234	186	190	1186	197.67
61.	Tham, Timothy		SIN	201	215	153	205	194	216	1184	197.33
62.	Lin, Chun-Hua		TPE	183	182	186	202	204	226	1183	197.17
63.	Sugati, Hassan		KSA	196	200	189	215	180	203	1183	197.17
64.	Al Muraikhi, Hazeem		QAT	190	173	191	194	255	173	1176	196.00
65.	Reyes, Giancarlo		GER	211	199	187	201	168	210	1176	196.00
66.	Wilhelmsson, Filip		SWE	191	228	221	185	181	169	1175	195.83



World Youth Championships

Sun Valley Lanes, Lincoln, Nebraska, USA

July 24 - August 2, 2016



67.	Lopez, Fabian		MEX	206	188	172	168	193	248	1175	195.83
68.	Simonsen, Anthony		USA	206	186	189	214	215	160	1170	195.00
69.	Monacelli, Rodolfo		VEN	213	158	218	182	215	180	1166	194.33
70.	Yuzuriha, Sebastian		PER	228	225	119	165	204	224	1165	194.17
71.	Adam, Qalif Adnor		MAS	206	220	214	171	192	157	1160	193.33
72.	Ho, Man Lok		MAC	231	202	217	171	134	204	1159	193.17
73.	Murray, Michael		AUS	205	180	225	212	179	156	1157	192.83
74.	Tello Jr, Jorge		COL	209	154	212	173	254	154	1156	192.67
75.	Al-Kheliwi, Saud		KSA	180	167	194	205	222	187	1155	192.50
76.	Kayhko, Tomas		FIN	192	147	173	176	187	279	1154	192.33
77.	Alsaqer, Abdulsalam		KUW	157	193	199	159	211	233	1152	192.00
78.	Duen, William		PUR	129	227	232	213	159	192	1152	192.00
79.	Kucherenko, Valentin		UKR	192	172	192	182	170	242	1150	191.67
80.	Lim, Seonglyul		KOR	219	184	205	152	206	182	1148	191.33
81.	Elliott, Jamie		ENG	192	169	190	200	183	213	1147	191.17
82.	Charry, Sebastian		COL	167	208	201	191	172	206	1145	190.83
83.	Schurian, Christoph		GER	177	220	151	184	191	220	1143	190.50
84.	Chong, Alex		SIN	215	216	196	186	155	174	1142	190.33
85.	Gahol, Gospel		PHI	182	208	189	212	192	154	1137	189.50
86.	Delgado, Fabricio		PER	193	146	212	131	215	239	1136	189.33
87.	Danilin, Dmitry		RUS	188	157	221	205	159	205	1135	189.17
88.	van den Berg, Dennis		NED	167	188	212	183	162	222	1134	189.00
89.	Al-Masri, Sultan		KSA	220	169	204	211	176	151	1131	188.50
90.	Al Deyab, Ahmed		QAT	184	191	155	179	183	235	1127	187.83
91.	Beier, Tobias		GER	134	222	196	134	185	256	1127	187.83
92.	Haehner, Mathias		CRC	166	173	204	190	202	191	1126	187.67
93.	Sanchez, Martin		MEX	173	153	189	235	168	203	1121	186.83
94.	Saldera, Ahmer Abbas		PAK	224	165	187	218	177	144	1115	185.83
95.	Chen, Chia-Hsing		TPE	189	180	173	170	179	223	1114	185.67
96.	Buyco, GJ		PHI	166	179	211	180	201	176	1113	185.50
97.	van Rooijen, Kevin		NED	188	213	181	218	166	146	1112	185.33
98.	Guibu, Aldo		PER	178	194	179	198	184	177	1110	185.00
99.	Guzman, Gilberto		MEX	185	159	159	217	190	199	1109	184.83
100.	Churilov, Vladimir		RUS	204	184	147	186	182	205	1108	184.67



World Youth Championships

Sun Valley Lanes, Lincoln, Nebraska, USA

July 24 - August 2, 2016



101.	Panella, Jayden	AUS	142	221	137	226	202	179	1107	184.50
102.	Hussein, Eisam	PUR	166	164	224	138	197	215	1104	184.00
103.	Tseng, Hung-En	TPE	212	150	182	192	194	170	1100	183.33
104.	Cerkvenik Muzafirovic, Tim	SLO	201	183	166	155	188	201	1094	182.33
105.	Morin, Gregory	DOM	171	158	182	178	232	169	1090	181.67
106.	Bauld, Andrew	SCO	160	169	192	157	203	208	1089	181.50
107.	Montoya, Andres	VEN	177	204	168	200	173	163	1085	180.83
108.	Tse, Ivan	HKG	189	168	185	160	199	182	1083	180.50
109.	Ahlgren, Anton	SWE	161	172	189	202	176	183	1083	180.50
110.	Ho, Chi Chong	MAC	210	156	148	197	162	207	1080	180.00
111.	Mathiesen, Jens	NOR	223	158	199	162	148	189	1079	179.83
112.	Fletcher, Blayne	AUS	142	150	213	179	179	208	1071	178.50
113.	Conejo, Jonaykel	CRC	148	159	189	147	213	214	1070	178.33
114.	Karlik, Roman	SVK	171	175	159	242	155	167	1069	178.17
115.	Pervukhin, Danil	UKR	199	177	199	160	167	162	1064	177.33
116.	Masters, Daniel	SCO	176	163	202	146	168	193	1048	174.67
117.	Chiu, Hou Leong	MAC	195	145	138	159	201	202	1040	173.33
118.	Vrabec, Tomas	SVK	198	154	142	149	182	203	1028	171.33
119.	Kerr, Jack	SCO	169	125	213	178	158	183	1026	171.00
120.	Basala, Alex	SVK	179	140	205	138	173	189	1024	170.67
121.	Laguado, Cesar	VEN	177	166	199	121	180	168	1011	168.50
122.	Cantorna, Louis Miguel	PHI	170	146	169	174	183	167	1009	168.17
123.	Tsukanov, Andrey	RUS	163	181	146	170	154	178	992	165.33
124.	Putman, Jordi	NED	194	171	144	201	133	147	990	165.00
125.	Fong, Chon Hang	MAC	139	126	169	176	202	171	983	163.83
126.	Smetanin, Vladislav	RUS	154	181	212	115	144	175	981	163.50
127.	Rojo, Rafael	DOM	168	151	172	167	145	177	980	163.33
128.	Saleh, Ali	KUW	180	156	178	134	202	120	970	161.67
129.	Addison, Paul	SCO	141	181	158	177	146	163	966	161.00



World Youth Championships

Sun Valley Lanes, Lincoln, Nebraska, USA

July 24 - August 2, 2016



Doubles Girls Finals

Place	Country	Team	Player	G1	Total	Avg	Diff	
1.		KOR	Korea 1	Lee, Yeongseung	237	237	237.00	
				Pak, Yuna	277	277	277.00	
				514	514	257.00	0	
2.		USA	U.S.A. 1	Mason, Gazmine	184	184	184.00	
				Bond, Julia	158	158	158.00	
				342	342	171.00	-172	

—

Doubles Girls Semi-Finals 1

Place	Country	Team	Player	G1	Total	Avg	Diff	
1.		KOR	Korea 1	Lee, Yeongseung	201	201	201.00	
				Pak, Yuna	208	208	208.00	
				409	409	204.50	0	
2.		ENG	England 1	Reay, Keira	130	130	130.00	
				Allen, Emily	181	181	181.00	
				311	311	155.50	-98	

—

Doubles Girls Semi-Finals 2

Place	Country	Team	Player	G1	Total	Avg	Diff	
1.		USA	U.S.A. 1	Mason, Gazmine	196	196	196.00	
				Bond, Julia	208	208	208.00	
				404	404	202.00	0	
2.		USA	U.S.A. 2	Richard, Jordan	132	132	132.00	
				Schwartz, Stephanie	203	203	203.00	
				335	335	167.50	-69	

—



World Youth Championships














Sun Valley Lanes, Lincoln, Nebraska, USA

July 24 - August 2, 2016



WORLD
BOWLING

Qualification Results for Doubles Girls

Place	Country	Team	G1	G2	G3	G4	G5	G6	Total	Avg	
1.		KOR Korea 1	422	505	465	423	431	448	2694	224.50	
			Lee, Yeongseung	205	237	236	242	193	202	1315	219.17
			Pak, Yuna	217	268	229	181	238	246	1379	229.83
2.		USA U.S.A. 2	401	445	429	398	456	418	2547	212.25	
			Richard, Jordan	212	247	204	213	223	218	1317	219.50
			Schwartz, Stephanie	189	198	225	185	233	200	1230	205.00
3.		USA U.S.A. 1	417	435	369	387	400	451	2459	204.92	
			Mason, Gazmine	213	237	206	204	225	257	1342	223.67
			Bond, Julia	204	198	163	183	175	194	1117	186.17
4.		ENG England 1	411	401	374	406	421	436	2449	204.08	
			Reay, Keira	209	216	195	202	191	223	1236	206.00
			Allen, Emily	202	185	179	204	230	213	1213	202.17
5.		SWE Sweden 1	441	367	413	362	424	413	2420	201.67	
			Wegner, Cajsa	225	177	240	162	212	169	1185	197.50
			Persson, Filippa	216	190	173	200	212	244	1235	205.83
6.		JPN Japan 2	373	334	393	405	424	474	2403	200.25	
			Ishimoto, Mirai	158	195	199	226	214	249	1241	206.83
			Imai, Futaba	215	139	194	179	210	225	1162	193.67
7.		JPN Japan 1	382	395	401	396	408	391	2373	197.75	
			Izumune, Shion	222	198	177	203	208	177	1185	197.50
			Fujiwara, Seika	160	197	224	193	200	214	1188	198.00
8.		MAS Malaysia 1	377	417	389	411	397	377	2368	197.33	
			Chin, Victoria	177	179	205	257	195	206	1219	203.17
			Roslan, Natasha	200	238	184	154	202	171	1149	191.50
9.		ENG England 2	370	391	411	390	401	400	2363	196.92	
			Tagg, Katie	182	159	210	196	204	216	1167	194.50
			Thompson, Sophie	188	232	201	194	197	184	1196	199.33
10.		SIN Singapore 2	419	412	391	379	370	382	2353	196.08	
			Lim, Charlene	199	201	201	191	192	203	1187	197.83
			See, Tracy	220	211	190	188	178	179	1166	194.33
11.		GER Germany 2	377	437	370	415	354	390	2343	195.25	
			Malz, Saskia	208	210	204	235	182	190	1229	204.83
			Degenhardt, Lea	169	227	166	180	172	200	1114	185.67
12.		SWE Sweden 2	353	353	380	404	432	415	2337	194.75	
			Andersson, Anna	168	202	190	181	241	245	1227	204.50
			Thorell, Annie	185	151	190	223	191	170	1110	185.00
13.		CAN Canada 1	413	398	381	383	345	401	2321	193.42	
















World Youth Championships

Sun Valley Lanes, Lincoln, Nebraska, USA

July 24 - August 2, 2016



WORLD
BOWLING

		Mitchell, Mykaela	223	185	166	183	186	192	1135	189.17
		Panas, Miranda	190	213	215	200	159	209	1186	197.67
14.		COL Colombia 1	423	420	361	350	412	345	2311	192.58
		Garzon, Laura	219	211	139	174	180	174	1097	182.83
		Cepeda, Veronica	204	209	222	176	232	171	1214	202.33
15.		KOR Korea 2	371	370	364	414	361	430	2310	192.50
		Kim, Jinju	202	189	195	213	191	231	1221	203.50
		Hong, Sunhwa	169	181	169	201	170	199	1089	181.50
16.		MAS Malaysia 2	384	460	365	404	322	369	2304	192.00
		Sahar, Nur Syazwani	224	247	217	188	169	182	1227	204.50
		Norkamal, Nora Lyana	160	213	148	216	153	187	1077	179.50
17.		PUR Puerto Rico 2	360	378	380	392	370	418	2298	191.50
		Torres, Paulina	181	207	164	201	182	203	1138	189.67
		Cobo, Estefania	179	171	216	191	188	215	1160	193.33
18.		MEX Mexico 2	420	348	389	391	372	368	2288	190.67
		Limon, Paola	188	200	201	197	185	179	1150	191.67
		Pelayo, Sara	232	148	188	194	187	189	1138	189.67
19.		FIN Finland 1	391	421	344	393	390	345	2284	190.33
		Savikurki, Senni	202	191	183	188	211	168	1143	190.50
		Salo, Vilma	189	230	161	205	179	177	1141	190.17
20.		PUR Puerto Rico 1	364	343	402	353	429	379	2270	189.17
		Rodriguez, Alexa	182	192	205	174	236	171	1160	193.33
		Poss, Giselle	182	151	197	179	193	208	1110	185.00
21.		MAC Macau, China 2	392	316	368	371	456	366	2269	189.08
		Dias De Souza, Veronica	191	165	188	178	246	167	1135	189.17
		Wong, Son Ian	201	151	180	193	210	199	1134	189.00
22.		MEX Mexico 1	358	396	333	409	389	374	2259	188.25
		Orozco, Maribel	178	205	162	209	218	186	1158	193.00
		Orozco, Raquel	180	191	171	200	171	188	1101	183.50
23.		AUS Australia 1	331	356	369	433	361	408	2258	188.17
		Cross, Emily	174	176	170	203	206	237	1166	194.33
		Hunt, Janet	157	180	199	230	155	171	1092	182.00
24.		CAN Canada 2	426	354	334	394	331	368	2207	183.92
		Turcotte, Brittney	203	179	198	178	143	223	1124	187.33
		Demers, Maude	223	175	136	216	188	145	1083	180.50
25.		COL Colombia 2	325	395	323	388	414	351	2196	183.00
		Correa, Isabella	155	188	156	212	222	170	1103	183.83
		Plazas, Laura	170	207	167	176	192	181	1093	182.17
26.		SIN Singapore 1	394	370	365	345	366	344	2184	182.00
		Chua, Amabel	204	178	216	194	185	177	1154	192.33



World Youth Championships

Sun Valley Lanes, Lincoln, Nebraska, USA

July 24 - August 2, 2016



		Yap, Joy	190	192	149	151	181	167	1030	171.67
27.	FIN	Finland 2	371	379	324	355	387	366	2182	181.83
		Juntunen, Ani	217	192	169	170	200	200	1148	191.33
		Hakala, Riikka	154	187	155	185	187	166	1034	172.33
28.	AUS	Australia 2	330	323	437	311	383	389	2173	181.08
		Furze, Katey	157	163	194	166	218	179	1077	179.50
		Rigney, Emily	173	160	243	145	165	210	1096	182.67
29.	TPE	Taipei Chinese 2	381	333	383	325	364	365	2151	179.25
		Wang, Yu-Huei	191	159	214	171	185	181	1101	183.50
		Lin, Tzu-Ting	190	174	169	154	179	184	1050	175.00
30.	PHI	Philippines 2	355	362	357	336	344	390	2144	178.67
		Hernandez, Bea	173	175	168	179	163	214	1072	178.67
		Macatula, Rica	182	187	189	157	181	176	1072	178.67
31.	SCO	Scotland 1	346	362	390	361	337	344	2140	178.33
		Murphy, Laura	157	197	204	193	170	194	1115	185.83
		Williamson, Alison	189	165	186	168	167	150	1025	170.83
32.	SVK	Slovakia 1	321	371	326	342	365	389	2114	176.17
		Stankova, Petra	183	245	136	183	172	200	1119	186.50
		Sramkova, Kristina	138	126	190	159	193	189	995	165.83
33.	TPE	Taipei Chinese 1	379	340	335	364	348	330	2096	174.67
		Peng, Hsiao-Fen	189	165	176	205	171	162	1068	178.00
		Chen, Hsuan-yu	190	175	159	159	177	168	1028	171.33
34.	GER	Germany 1	365	351	338	325	354	346	2079	173.25
		Burghard, Bettina	180	170	170	178	170	189	1057	176.17
		Merkel, Gina-Maria	185	181	168	147	184	157	1022	170.33
35.	SCO	Scotland 2	339	300	378	328	354	374	2073	172.75
		Lawson, Naomi	199	155	181	182	182	205	1104	184.00
		Gill, Ashleigh	140	145	197	146	172	169	969	161.50
36.	MAC	Macau, China 1	303	339	269	376	371	329	1987	165.58
		Ian, Un Lam	113	146	127	187	144	117	834	139.00
		So, Cheng Lam	190	193	142	189	227	212	1153	192.17
37.	PHI	Philippines 1	299	318	374	352	309	331	1983	165.25
		Daval-Santos, Rjoy	125	144	171	165	160	160	925	154.17
		Cabusas, Xyrra	174	174	203	187	149	171	1058	176.33

Players from make up teams

Country	Player	G1	G2	G3	G4	G5	G6	Total	Avg
ESP	Serrano, Lidia	163	153	213	168	191	210	1098	183.00
RUS	Gryaznova, Varvara	170	153	172	162	163	212	1032	172.00






World Youth Championships

Sun Valley Lanes, Lincoln, Nebraska, USA

July 24 - August 2, 2016



 SLO	Kovacic, Janja	191	174	166	139	158	187	1015	169.17
 UZB	Makhmudova, Sayyora	174	153	186	170	187	144	1014	169.00
 VEN	Laguado, Adriana	200	197	194	166	151	167	1075	179.17



World Youth Championships

Sun Valley Lanes, Lincoln, Nebraska, USA

July 24 - August 2, 2016



Doubles Men Final

Place	Country	Team	Player	G1	Total	Avg	Diff
1.		USA U.S.A. 1	Simonsen, Anthony	227	227	227.00	
			Low Jr., Wesley	191	191	191.00	
				418	418	209.00	0
2.		MAS Malaysia 2	Ismail, Rafiq	189	189	189.00	
			Tun Hasnul Azam, Tun Hakim	149	149	149.00	
				338	338	169.00	-80

Doubles Men Semi Final 1

1.		MAS Malaysia 2	Ismail, Rafiq	224	224	224.00	
			Tun Hasnul Azam, Tun Hakim	234	234	234.00	
				458	458	229.00	0
2.		SWE Sweden 1	Andersson, Pontus	188	188	188.00	
			Svensson, Jesper	206	206	206.00	
				394	394	197.00	-64

Doubles Men Semi Final 2

1.		USA U.S.A. 1	Simonsen, Anthony	246	246	246.00	
			Low Jr., Wesley	236	236	236.00	
				482	482	241.00	0
2.		DOM Dominican Republic 1	Cavallo, Wascar	182	182	182.00	
			Simo, Hector	190	190	190.00	
				372	372	186.00	-110



World Youth Championships

Sun Valley Lanes, Lincoln, Nebraska, USA

July 24 - August 2, 2016



Qualification Results for Doubles - Men

Place	Country	Team	G1	G2	G3	G4	G5	G6	Total	Avg	Diff	Roll-off
1.	SWE	Sweden 1	495	433	457	424	514	492	2815	234.58	0	
		Andersson, Pontus	260	214	221	255	267	233	1450	241.67		
		Svensson, Jesper	235	219	236	169	247	259	1365	227.50		
2.	USA	U.S.A. 1	448	435	436	434	479	494	2726	227.17	-89	
		Simonsen, Anthony	190	220	190	239	235	290	1364	227.33		
		Low Jr., Wesley	258	215	246	195	244	204	1362	227.00		
3.	DOM	Dominican Republic 1	437	463	421	456	445	433	2655	221.25	-160	
		Cavallo, Wascar	170	196	186	212	228	231	1223	203.83		
		Simo, Hector	267	267	235	244	217	202	1432	238.67		
4.	MAS	Malaysia 2	418	441	407	480	450	444	2640	220.00	-175	
		Ismail, Rafiq	222	248	214	234	235	233	1386	231.00		
		Tun Hasnul Azam, Tun Hakim	196	193	193	246	215	211	1254	209.00		
5.	MEX	Mexico 2	421	441	467	428	482	397	2636	219.67	-179	
		Sanchez, Martin	185	245	222	213	225	184	1274	212.33		
		Guzman, Gilberto	236	196	245	215	257	213	1362	227.00		
6.	SIN	Singapore 2	434	462	502	398	448	387	2631	219.25	-184	
		Cheah, Ray Han	241	258	257	183	235	182	1356	226.00		
		Goh, Muhd Jaris	193	204	245	215	213	205	1275	212.50		
7.	VEN	Venezuela 2	524	467	403	415	382	428	2619	218.25	-196	
		Monacelli, Rodolfo	269	256	203	203	189	206	1326	221.00		
		Fridegotto, Massimiliano	255	211	200	212	193	222	1293	215.50		
8.	FIN	Finland 2	409	368	393	505	463	468	2606	217.17	-209	
		Tahvanainen, Santtu	181	167	195	279	248	201	1271	211.83		
		Oksanen, Niko	228	201	198	226	215	267	1335	222.50		
9.	AUS	Australia 2	459	381	402	474	406	473	2595	216.25	-220	
		Svensson, Adam	212	172	208	233	212	277	1314	219.00		
		Fletcher, Blayne	247	209	194	241	194	196	1281	213.50		
10.	NED	Netherlands 2	388	426	462	452	407	412	2547	212.25	-268	
		Putman, Jordi	193	191	238	198	237	218	1275	212.50		
		Fens, Yuri	195	235	224	254	170	194	1272	212.00		
11.	SWE	Sweden 2	414	440	443	449	416	366	2528	210.67	-287	
		Ahlgren, Anton	202	255	227	233	216	190	1323	220.50		
		Wilhelmsson, Filip	212	185	216	216	200	176	1205	200.83		
12.	MEX	Mexico 1	429	441	409	477	381	380	2517	209.75	-298	
		Lopez, Fabian	224	210	207	233	179	156	1209	201.50		
		Martinez, Benjamin	205	231	202	244	202	224	1308	218.00		
13.	NOR	Norway 2	329	413	457	440	404	464	2507	208.92	-308	
		Espen, Arvid	158	191	211	266	185	209	1220	203.33		
		Mathiesen, Jens	171	222	246	174	219	255	1287	214.50		



World Youth Championships

Sun Valley Lanes, Lincoln, Nebraska, USA

July 24 - August 2, 2016



14.		GER	Germany 1	434 434 434 396 401 391 2490	207.50	-325
			Beier, Tobias	238 246 157 180 168 199 1188	198.00	
			Reyes, Giancarlo	196 188 277 216 233 192 1302	217.00	
15.		JPN	Japan 1	417 402 418 417 453 377 2484	207.00	-331
			Yakuwa, Ryota	192 179 242 194 237 161 1205	200.83	
			Miyazawa, Takuya	225 223 176 223 216 216 1279	213.17	
16.		SIN	Singapore 1	417 409 403 369 448 434 2480	206.67	-335
			Chong, Alex	227 213 247 212 182 231 1312	218.67	
			Tham, Timothy	190 196 156 157 266 203 1168	194.67	
17.		CAN	Canada 1	393 447 334 426 418 454 2472	206.00	-343
			Ruest-Lajoie, Nathan	216 235 163 212 192 238 1256	209.33	
			Hupe, Mitch	177 212 171 214 226 216 1216	202.67	
18.		GER	Germany 2	384 383 452 382 440 423 2464	205.33	-351
			Michow, Andre	209 213 225 188 227 236 1298	216.33	
			Schurian, Christoph	175 170 227 194 213 187 1166	194.33	
19.		PUR	Puerto Rico 1	387 417 445 428 380 407 2464	205.33	-351
			Izquierdo, Antonio	211 219 212 192 141 211 1186	197.67	
			Pizarro, Rafael	176 198 233 236 239 196 1278	213.00	
20.		PHI	Philippines 2	389 387 461 405 424 390 2456	204.67	-359
			Malig, Ivan	205 191 249 213 189 178 1225	204.17	
			Gahol, Gospel	184 196 212 192 235 212 1231	205.17	
21.		PER	Peru 1	379 407 379 427 427 427 2446	203.83	-369
			Yuzuriha, Sebastian	154 201 176 235 195 203 1164	194.00	
			Ishikawa, Alejandro	225 206 203 192 232 224 1282	213.67	
22.		HKG	Hong Kong, China 1	472 364 429 417 364 380 2426	202.17	-389
			Tse, Ivan	267 160 247 193 151 168 1186	197.67	
			Yu, Alex	205 204 182 224 213 212 1240	206.67	
23.		SLO	Slovenia 1	340 440 439 416 375 409 2419	201.58	-396
			Kostric, Aleksander	160 230 239 226 187 209 1251	208.50	
			Kostric, Rok	180 210 200 190 188 200 1168	194.67	
24.		KOR	Korea 2	467 348 413 384 410 382 2404	200.33	-411
			Seo, Hyodong	201 168 214 194 211 171 1159	193.17	
			Lim, Seonglyul	266 180 199 190 199 211 1245	207.50	
25.		CRC	Costa Rica 2	443 405 351 425 411 360 2395	199.58	-420
			Quesada, Alberto	237 181 158 213 198 168 1155	192.50	
			Stanley, James	206 224 193 212 213 192 1240	206.67	
26.		KOR	Korea 1	367 362 463 390 369 413 2364	197.00	-451
			Lee, Hohyeon	174 149 186 183 210 230 1132	188.67	
			Heo, Jinsun	193 213 277 207 159 183 1232	205.33	
27.		MAS	Malaysia 1	359 352 419 490 357 381 2358	196.50	-457
			Adam, Qalif Adnor	169 187 216 245 173 176 1166	194.33	
			Faisal, Wan Nadzmi Fikri	190 165 203 245 184 205 1192	198.67	



World Youth Championships

Sun Valley Lanes, Lincoln, Nebraska, USA

July 24 - August 2, 2016



28.		PUR	Puerto Rico 2	341 428 419 396 399 374	2357	196.42	-458
			Hussein, Eisam	193 214 182 203 214 195	1201	200.17	
			Duen, William	148 214 237 193 185 179	1156	192.67	
29.		KUW	Kuwait 1	463 385 359 387 410 351	2355	196.25	-460
			Alroomi, Aseel	249 171 166 213 152 172	1123	187.17	
			Almousawi, Mostafa	214 214 193 174 258 179	1232	205.33	
30.		ENG	England 2	363 399 427 372 383 409	2353	196.08	-462
			Elliott, Jamie	168 221 225 181 181 177	1153	192.17	
			Ackerman, George	195 178 202 191 202 232	1200	200.00	
31.		COL	Colombia 2	410 387 381 435 405 333	2351	195.92	-464
			Tello Jr, Jorge	228 198 196 208 239 151	1220	203.33	
			Charry, Sebastian	182 189 185 227 166 182	1131	188.50	
32.		QAT	Qatar 1	350 403 406 424 346 414	2343	195.25	-472
			Al Merekhi, Mohammed	157 213 217 233 169 213	1202	200.33	
			Aboujassoum, Ghanim	193 190 189 191 177 201	1141	190.17	
33.		CAN	Canada 2	403 354 422 386 388 386	2339	194.92	-476
			Hunter, Dyllin	201 208 233 203 183 196	1224	204.00	
			Klassen, Jordan	202 146 189 183 205 190	1115	185.83	
34.		TPE	Taipei Chinese 2	378 440 401 388 346 381	2334	194.50	-481
			Lin, Chun-Hua	195 220 202 211 186 156	1170	195.00	
			Liao, Li-Yang	183 220 199 177 160 225	1164	194.00	
35.		JPN	Japan 2	318 444 431 332 413 384	2322	193.50	-493
			Saitoh, Yuta	164 234 197 173 189 203	1160	193.33	
			Nakano, Katsuhito	154 210 234 159 224 181	1162	193.67	
36.		UKR	Ukraine 1	421 404 401 405 346 343	2320	193.33	-495
			Kucherenko, Valentin	211 201 214 225 154 184	1189	198.17	
			Pervukhin, Danil	210 203 187 180 192 159	1131	188.50	
37.		NOR	Norway 1	388 386 396 349 406 388	2313	192.75	-502
			Moen Stikbakke, Martin	186 175 197 173 218 205	1154	192.33	
			Kulseng, Oyvin	202 211 199 176 188 183	1159	193.17	
38.		AUS	Australia 1	413 405 346 418 339 390	2311	192.58	-504
			Murray, Michael	205 180 178 227 180 198	1168	194.67	
			Panella, Jayden	208 225 168 191 159 192	1143	190.50	
39.		ENG	England 1	361 387 436 392 352 377	2305	192.08	-510
			Hooper, Curtis	168 203 209 178 155 195	1108	184.67	
			Roberts, Brandon	193 184 227 214 197 182	1197	199.50	
40.		QAT	Qatar 2	399 392 354 419 361 377	2302	191.83	-513
			Al Muraikhi, Hazeem	203 203 193 226 191 192	1208	201.33	
			Al Deyab, Ahmed	196 189 161 193 170 185	1094	182.33	
41.		PER	Peru 2	400 350 377 378 374 403	2282	190.17	-533
			Guibu, Aldo	193 181 191 182 190 180	1117	186.17	
			Delgado, Fabricio	207 169 186 196 184 223	1165	194.17	



World Youth Championships

Sun Valley Lanes, Lincoln, Nebraska, USA

July 24 - August 2, 2016



42.		TPE	Taipei Chinese 1	362 342 360 383 415 416 2278	189.83	-537
			Tseng, Hung-En	214 181 181 187 225 225 1213	202.17	
			Chen, Chia-Hsing	148 161 179 196 190 191 1065	177.50	
43.		HKG	Hong Kong, China 2	371 364 405 320 430 381 2271	189.25	-544
			Lui, James	182 190 189 158 206 197 1122	187.00	
			Wong, Tony	189 174 216 162 224 184 1149	191.50	
44.		PHI	Philippines 1	345 400 387 360 368 390 2250	187.50	-565
			Buyco, GJ	192 164 188 185 199 193 1121	186.83	
			Cantorna, Louis Miguel	153 236 199 175 169 197 1129	188.17	
45.		KSA	Saudi Arabia 2	345 404 363 377 388 356 2233	186.08	-582
			Al-Kheliwi, Saud	190 169 176 173 167 156 1031	171.83	
			Al-Masri, Sultan	155 235 187 204 221 200 1202	200.33	
46.		SCO	Scotland 2	328 380 350 367 392 405 2222	185.17	-593
			Addison, Paul	196 202 172 179 221 176 1146	191.00	
			Kerr, Jack	132 178 178 188 171 229 1076	179.33	
47.		VEN	Venezuela 1	399 328 358 362 400 365 2212	184.33	-603
			Montoya, Andres	160 149 164 189 197 170 1029	171.50	
			Laguado, Cesar	239 179 194 173 203 195 1183	197.17	
48.		FIN	Finland 1	320 397 362 423 357 349 2208	184.00	-607
			Putkisto, Teemu	160 197 167 217 159 189 1089	181.50	
			Kayhko, Tomas	160 200 195 206 198 160 1119	186.50	
49.		RUS	Russia 1	352 355 344 395 406 355 2207	183.92	-608
			Tsukanov, Andrey	161 182 189 207 215 170 1124	187.33	
			Smetanin, Vladislav	191 173 155 188 191 185 1083	180.50	
50.		COL	Colombia 1	361 372 342 334 408 385 2202	183.50	-613
			Cabrera, Mauricio	223 190 180 168 197 164 1122	187.00	
			Velasco, Pablo	138 182 162 166 211 221 1080	180.00	
51.		SLO	Slovenia 2	373 394 325 412 334 358 2196	183.00	-619
			Zalar, Ziga	214 178 168 202 201 198 1161	193.50	
			Cerkvenik Muzafirovic, Tim	159 216 157 210 133 160 1035	172.50	
52.		CRC	Costa Rica 1	327 356 380 405 360 365 2193	182.75	-622
			Conejo, Jonaykel	180 193 178 223 202 203 1179	196.50	
			Haehner, Mathias	147 163 202 182 158 162 1014	169.00	
53.		MAC	Macau, China 1	340 392 353 339 346 413 2183	181.92	-632
			Fong, Chon Hang	181 199 171 188 179 232 1150	191.67	
			Chiu, Hou Leong	159 193 182 151 167 181 1033	172.17	
54.		KUW	Kuwait 2	322 391 368 386 356 354 2177	181.42	-638
			Saleh, Ali	157 213 180 171 191 195 1107	184.50	
			Alsaqer, Abdulsalam	165 178 188 215 165 159 1070	178.33	
55.		NED	Netherlands 1	333 367 359 389 352 371 2171	180.92	-644
			van Rooijen, Kevin	188 169 176 176 171 157 1037	172.83	
			van den Berg, Dennis	145 198 183 213 181 214 1134	189.00	



World Youth Championships

Sun Valley Lanes, Lincoln, Nebraska, USA

July 24 - August 2, 2016



56.		MAC	Macau, China 2	369 306 359 413 405 317 2169	180.75	-646	
			Ho, Chi Chong	205 136 172 244 224 187 1168	194.67		
			Ho, Man Lok	164 170 187 169 181 130 1001	166.83		
57.		SVK	Slovakia 1	329 304 316 367 364 393 2073	172.75	-742	
			Vrabec, Tomas	166 158 190 181 159 234 1088	181.33		
			Karlik, Roman	163 146 126 186 205 159 985	164.17		
58.		DOM	Dominican Republic 2	315 379 378 337 354 296 2059	171.58	-756	
			Rojo, Rafael	163 186 202 163 142 148 1004	167.33		
			Morin, Gregory	152 193 176 174 212 148 1055	175.83		
59.		SCO	Scotland 1	313 301 348 366 348 364 2040	170.00	-775	
			Masters, Daniel	154 146 180 202 168 201 1051	175.17		
			Bauld, Andrew	159 155 168 164 180 163 989	164.83		
60.		RUS	Russia 2	349 402 298 300 364 294 2007	167.25	-808	
			Churilov, Vladimir	193 214 159 143 174 161 1044	174.00		
			Danilin, Dmitry	156 188 139 157 190 133 963	160.50		
61.		USA	U.S.A. 2	217 194 216 216 252 189 1284	107.00	-1531	
			Tang, Michael	217 194 216 216 252 189 1284	214.00		
			Doyle, Kamron	0 0 0 0 0 0 0			
62.		KSA	Saudi Arabia 1	287 167 190 190 205 236 1275	106.25	-1540	
			Sugati, Hassan	200 167 190 190 205 236 1188	198.00		
			Al-Kheliwi, Abdulrahman	87	87	87.00	

Players from make up teams

Country	Player	G1	G2	G3	G4	G5	G6	Total	Avg
	Garcia, Inigo	202	200	186	237	214	186	1225	204.17
	Lebioda, Eoghain	223	227	214	194	177	174	1209	201.50
	Fiorentino, Antonino	213	182	256	205	180	234	1270	211.67
	Saldera, Ahmer Abbas	213	128	153	229	148	174	1045	174.17
	Basala, Alex	176	154	176	181	176	144	1007	167.83





World Youth Championships

Sun Valley Lanes, Lincoln, Nebraska, USA

July 24 - August 2, 2016



Team Girls Finals

Country	Team	G1	G2	G3	Won matches
	KOR	Korea 1	204	246	2
		Hong, Sunhwa			
		Kim, Jinju			
		Lee, Yeongseung			
		Pak, Yuna			
	USA	U.S.A. 1	193	179	0
		Bond, Julia			
		Mason, Gazmine			
		Richard, Jordan			
		Schwartz, Stephanie			

Team Girls Semi-Finals 1

Country	Team	G1	G2	G3	Won matches
	SWE	Sweden 1	214	196	0
		Andersson, Anna			
		Persson, Filippa			
		Thorell, Annie			
		Wegner, Cajsa			
	USA	U.S.A. 1	224	228	2
		Bond, Julia			
		Mason, Gazmine			
		Richard, Jordan			
		Schwartz, Stephanie			

Team Girls Semi-Finals 2

Country	Team	G1	G2	G3	Won matches
	KOR	Korea 1	256	235	2
		Hong, Sunhwa			
		Kim, Jinju			
		Lee, Yeongseung			
		Pak, Yuna			
	MAS	Malaysia 1	209	155	0
		Chin, Victoria			
		Norkamal, Nora Lyana			
		Roslan, Natasha			
		Sahar, Nur Syazwani			











World Youth Championships

Sun Valley Lanes, Lincoln, Nebraska, USA

July 24 - August 2, 2016



Qualification Results for Team Girls

Place	Country	Team	G1	G2	G3	G4	G5	G6	Total	Avg
1.	 USA	U.S.A. 1	859	820	921	808	866	914	5188	216.17
		Schwartz, Stephanie	179	179	235	179	222	223	1217	202.83
		Bond, Julia	232	217	214	188	225	185	1261	210.17
		Richard, Jordan	170	213	245	215	212	237	1292	215.33
		Mason, Gazmine	278	211	227	226	207	269	1418	236.33
2.	 MAS	Malaysia 1	863	815	815	805	939	852	5089	212.04
		Sahar, Nur Syazwani	206	202	189	195	208	247	1247	207.83
		Norkamal, Nora Lyana	191	158	202	168	217	222	1158	193.00
		Chin, Victoria	209	218	230	238	256	188	1339	223.17
		Roslan, Natasha	257	237	194	204	258	195	1345	224.17
3.	 KOR	Korea 1	778	837	853	794	826	847	4935	205.62
		Lee, Yeongseung	148	191	172	191	175	180	1057	176.17
		Pak, Yuna	236	222	253	214	213	204	1342	223.67
		Kim, Jinju	186	245	183	213	215	196	1238	206.33
		Hong, Sunhwa	208	179	245	176	223	267	1298	216.33
4.	 SWE	Sweden 1	905	749	785	744	912	829	4924	205.17
		Andersson, Anna	246	189	203	189	259	205	1291	215.17
		Thorell, Annie	221	192	199	167	180	191	1150	191.67
		Wegner, Cajsa	225	192	205	177	226	211	1236	206.00
		Persson, Filipa	213	176	178	211	247	222	1247	207.83
5.	 MEX	Mexico 1	821	815	788	778	789	872	4863	202.62
		Orozco, Maribel	183	196	203	179	201	203	1165	194.17
		Pelayo, Sara	214	191	149	184	153	185	1076	179.33
		Limon, Paola	212	222	189	207	246	247	1323	220.50
		Orozco, Raquel	212	206	247	208	189	237	1299	216.50
6.	 SIN	Singapore 1	875	715	813	829	854	763	4849	202.04
		Chua, Amabel	258	170	231	220	215	155	1249	208.17
		Yap, Joy	246	192	193	212	153	192	1188	198.00
		Lim, Charlene	196	178	215	196	278	235	1298	216.33
		See, Tracy	175	175	174	201	208	181	1114	185.67
7.	 JPN	Japan 1	789	785	832	819	682	935	4842	201.75
		Izumune, Shion	175	159	224	165	169	242	1134	189.00
		Fujiwara, Seika	227	191	213	222	140	206	1199	199.83
		Ishimoto, Mirai	214	213	235	197	204	262	1325	220.83
		Imai, Futaba	173	222	160	235	169	225	1184	197.33
8.	 COL	Colombia 1	836	665	832	767	812	839	4751	197.96
		Cepeda, Veronica	194	130	199	178	182	203	1086	181.00
		Garzon, Laura	218	186	208	189	166	214	1181	196.83
		Correa, Isabella	220	135	215	183	231	238	1222	203.67



World Youth Championships

Sun Valley Lanes, Lincoln, Nebraska, USA

July 24 - August 2, 2016



WORLD
BOWLING

		Plazas, Laura	204	214	210	217	233	184	1262	210.33
9.		CAN Canada 1	919	696	829	792	688	779	4703	195.96
		Turcotte, Brittney	267	179	216	183	185	200	1230	205.00
		Demers, Maude	264	166	247	179	200	200	1256	209.33
		Mitchell, Mykaela	195	178	164	244	150	206	1137	189.50
		Panas, Miranda	193	173	202	186	153	173	1080	180.00
10.		ENG England 1	742	738	807	745	786	779	4597	191.54
		Tagg, Katie	180	169	225	210	189	206	1179	196.50
		Thompson, Sophie	200	195	200	201	219	166	1181	196.83
		Allen, Emily	189	180	166	131	196	183	1045	174.17
		Reay, Keira	173	194	216	203	182	224	1192	198.67
11.		AUS Australia 1	799	768	787	727	717	779	4577	190.71
		Furze, Katey	172	188	188	148	186	205	1087	181.17
		Hunt, Janet	193	194	202	222	126	213	1150	191.67
		Cross, Emily	204	203	188	144	204	199	1142	190.33
		Rigney, Emily	230	183	209	213	201	162	1198	199.67
12.		FIN Finland 1	818	699	687	860	697	795	4556	189.83
		Juntunen, Ani	150	181	158	209	134	199	1031	171.83
		Savikurki, Senni	210	182	182	204	214	205	1197	199.50
		Hakala, Riikka	214	164	162	183	180	222	1125	187.50
		Salo, Vilma	244	172	185	264	169	169	1203	200.50
13.		PUR Puerto Rico 1	730	791	703	711	754	765	4454	185.58
		Torres, Paulina	142	212	156	169	159	185	1023	170.50
		Cobo, Estefania	233	190	174	202	186	208	1193	198.83
		Poss, Giselle	178	199	197	186	185	191	1136	189.33
		Rodriguez, Alexa	177	190	176	154	224	181	1102	183.67
14.		SCO Scotland 1	664	771	779	766	698	729	4407	183.62
		Murphy, Laura	178	167	188	203	163	202	1101	183.50
		Lawson, Naomi	161	203	208	202	160	176	1110	185.00
		Williamson, Alison	169	211	210	191	190	197	1168	194.67
		Gill, Ashleigh	156	190	173	170	185	154	1028	171.33
15.		GER Germany 1	769	711	701	689	731	708	4309	179.54
		Burghard, Bettina	185	179	200	184	162	194	1104	184.00
		Merkel, Gina-Maria	168	158	157	160	177	164	984	164.00
		Degenhardt, Lea	178	191	141	165	201	154	1030	171.67
		Malz, Saskia	238	183	203	180	191	196	1191	198.50
16.		PHI Philippines 1	691	707	708	744	652	782	4284	178.50
		Cabusas, Xyrra	171	179	163	180	111	187	991	165.17
		Daval-Santos, Rjoy	174	154	183	171	155	167	1004	167.33
		Macatula, Rica	141	199	191	185	188	194	1098	183.00
		Hernandez, Bea	205	175	171	208	198	234	1191	198.50



World Youth Championships

Sun Valley Lanes, Lincoln, Nebraska, USA

July 24 - August 2, 2016



17.		MAC	Macau, China 1	669	754	730	728	681	718	4280	178.33
			Dias De Souza, Veronica	183	214	193	202	160	168	1120	186.67
			Ian, Un Lam	127	160	159	174	152	178	950	158.33
			So, Cheng Lam	167	187	187	203	191	184	1119	186.50
			Wong, Son Ian	192	193	191	149	178	188	1091	181.83
18.		TPE	Taipei Chinese 1	660	737	741	687	671	765	4261	177.54
			Wang, Yu-Huei	187	185	213	202	195	212	1194	199.00
			Chen, Hsuan-yu	137	160	178	181	163	195	1014	169.00
			Peng, Hsiao-Fen	167	159	172	160	147	180	985	164.17
			Lin, Tzu-Ting	169	233	178	144	166	178	1068	178.00

Players from make up teams

Country	Player	G1	G2	G3	G4	G5	G6	Total	Avg
	Serrano, Lidia	181	203	213	171	156	132	1056	176.00
	Gryaznova, Varvara	159	176	195	213	181	139	1063	177.17
	Kovacic, Janja	156	179	164	204	162	183	1048	174.67
	Sramkova, Kristina	170	208	155	141	164	143	981	163.50
	Stankova, Petra	173	210	187	200	194	173	1137	189.50
	Makhmudova, Sayyora	189	181	159	156	147	149	981	163.50
	Laguado, Adriana	171	179	162	149	144	178	983	163.83

Team Boys Semi Final 1

Country	Team	G1	G2	G3	Won matches
 CAN	Canada 1		250	170 196	1
	Hunter, Dylin				
	Hupe, Mitch				
	Klassen, Jordan				
	Ruest-Lajoie, Nathan				
 USA	U.S.A. 1		220	244 219	2
	Doyle, Kamron				
	Low Jr., Wesley				
	Simonsen, Anthony				
	Tang, Michael				









Team Boys Semi Final 2









Country	Team	G1	G2	G3	Won matches
 JPN	Japan 1		179	257 224	2
	Miyazawa, Takuya				
	Nakano, Katsuhito				
	Saitoh, Yuta				
	Yakuwa, Ryota				
 SWE	Sweden 1		222	208 179	1
	Ahlgren, Anton				
	Andersson, Pontus				
	Svensson, Jesper				
	Wilhelmsson, Filip				









Team Boys Finals






Country	Team	G1	G2	G3	Won matches
 JPN	Japan 1	197	223	188	1
	Miyazawa, Takuya				
	Nakano, Katsuhito				
	Saitoh, Yuta				
	Yakuwa, Ryota				
 USA	U.S.A. 1	218	217	279	2
	Doyle, Kamron				
	Low Jr., Wesley				
	Simonsen, Anthony				
	Tang, Michael				

Results for Team of Four Boys










Place	Country	Team	G1	G2	G3	G4	G5	G6	Total	Avg	Diff	Roll-off
1.		USA U.S.A. 1	1012	840	932	904	985	908	5581	232.54	0	
		Tang, Michael	248	196	239	218	238	215	1354	225.67		
		Doyle, Kamron	257	206	213	220	256	244	1396	232.67		
		Simonsen, Anthony	268	223	257	188	247	256	1439	239.83		
		Low Jr., Wesley	239	215	223	278	244	193	1392	232.00		
2.		SWE Sweden 1	872	949	793	884	941	972	5411	225.46	-170	
		Svensson, Jesper	205	226	246	240	225	246	1388	231.33		
		Wilhelmsson, Filip	216	221	192	229	224	236	1318	219.67		
		Ahlgren, Anton	215	235	163	210	247	201	1271	211.83		
		Andersson, Pontus	236	267	192	205	245	289	1434	239.00		
3.		JPN Japan 1	879	873	934	861	879	893	5319	221.62	-262	
		Nakano, Katsuhito	236	194	246	188	257	246	1367	227.83		
		Saitoh, Yuta	245	181	232	228	183	226	1295	215.83		
		Yakuwa, Ryota	204	246	179	226	205	235	1295	215.83		
		Miyazawa, Takuya	194	252	277	219	234	186	1362	227.00		
4.		CAN Canada 1	900	795	790	941	820	843	5089	212.04	-492	
		Hunter, Dyllin	254	174	247	279	195	245	1394	232.33		
		Klassen, Jordan	224	192	179	224	237	161	1217	202.83		
		Ruest-Lajoie, Nathan	236	185	181	214	165	200	1181	196.83		
		Hupe, Mitch	186	244	183	224	223	237	1297	216.17		
5.		NOR Norway 1	817	820	947	825	824	823	5056	210.67	-525	
		Espen, Arvid	178	198	230	224	180	234	1244	207.33		
		Mathiesen, Jens	237	232	268	184	217	207	1345	224.17		
		Moen Stikbakke, Martin	198	224	204	237	236	169	1268	211.33		
		Kulseng, Oyvind	204	166	245	180	191	213	1199	199.83		
6.		SIN Singapore 1	807	843	838	861	804	826	4979	207.46	-602	
		Chong, Alex	195	241	216	248	226	207	1333	222.17		
		Tham, Timothy	215	199	168	214	153	228	1177	196.17		
		Cheah, Ray Han	245	171	226	220	182	169	1213	202.17		
		Goh, Muhd Jaris	152	232	228	179	243	222	1256	209.33		
7.		GER Germany 1	863	853	789	775	903	789	4972	207.17	-609	
		Reyes, Giancarlo	201	189	178	153	246	235	1202	200.33		
		Beier, Tobias	222	179	205	207	213	171	1197	199.50		
		Michow, Andre	257	218	226	225	240	176	1342	223.67		
		Schurian, Christoph	183	267	180	190	204	207	1231	205.17		
8.		KOR Korea 1	791	830	828	809	859	821	4938	205.75	-643	
		Lim, Seonglyul	201	230	238	166	232	203	1270	211.67		

			Heo, Jinsun	174	216	216	179	236	203	1224	204.00	
			Lee, Hohyeon	168	201	194	262	160	213	1198	199.67	
			Seo, Hyodong	248	183	180	202	231	202	1246	207.67	
9.	 FIN	Finland 1		822	809	894	805	858	734	4922	205.08	-659
			Tahvanainen, Santtu	195	242	269	235	169	173	1283	213.83	
			Kayhko, Tomas	257	138	153	144	216	143	1051	175.17	
			Putkisto, Teemu	192	204	205	182	248	203	1234	205.67	
			Oksanen, Niko	178	225	267	244	225	215	1354	225.67	
10.	 NED	Netherlands 1		807	753	751	876	839	871	4897	204.04	-684
			van Rooijen, Kevin	215	179	182	213	205	236	1230	205.00	
			van den Berg, Dennis	212	197	182	242	192	230	1255	209.17	
			Putman, Jordi	167	195	172	247	236	209	1226	204.33	
			Fens, Youri	213	182	215	174	206	196	1186	197.67	
11.	 HKG	Hong Kong, China 1		735	867	811	793	777	864	4847	201.96	-734
			Yu, Alex	177	218	227	215	191	285	1313	218.83	
			Tse, Ivan	217	189	183	165	200	161	1115	185.83	
			Lui, James	184	236	244	202	206	194	1266	211.00	
			Wong, Tony	157	224	157	211	180	224	1153	192.17	
12.	 MAS	Malaysia 1		779	768	725	795	859	918	4844	201.83	-737
			Ismail, Rafiq	166	224	167	172	212	258	1199	199.83	
			Faisal, Wan Nadzmi Fikri	220	172	163	206	209	203	1173	195.50	
			Adam, Qalif Adnor	221	202	205	168	215	212	1223	203.83	
			Tun Hasnul Azam, Tun Hakim	172	170	190	249	223	245	1249	208.17	
13.	 CRC	Costa Rica 1		727	769	809	859	821	820	4805	200.21	-776
			Stanley, James	183	160	199	189	216	201	1148	191.33	
			Conejo, Jonaykel	180	224	184	258	218	203	1267	211.17	
			Haehner, Mathias	164	196	227	180	155	203	1125	187.50	
			Quesada, Alberto	200	189	199	232	232	213	1265	210.83	
14.	 ENG	England 1		785	764	893	767	736	816	4761	198.38	-820
			Roberts, Brandon	184	207	214	178	178	196	1157	192.83	
			Elliott, Jamie	188	167	248	207	214	169	1193	198.83	
			Ackerman, George	187	194	216	178	158	226	1159	193.17	
			Hooper, Curtis	226	196	215	204	186	225	1252	208.67	
15.	 VEN	Venezuela 1		801	772	897	698	725	859	4752	198.00	-829
			Monacelli, Rodolfo	223	179	233	199	224	188	1246	207.67	
			Montoya, Andres	172	178	220	171	179	210	1130	188.33	
			Laguado, Cesar	167	240	166	165	159	204	1101	183.50	
			Fridegotto, Massimiliano	239	175	278	163	163	257	1275	212.50	
16.	 MEX	Mexico 1		846	772	747	713	794	873	4745	197.71	-836
			Lopez, Fabian	191	202	199	189	193	190	1164	194.00	
			Guzman, Gilberto	204	214	191	135	201	235	1180	196.67	

			Sanchez, Martin	235	172	152	169	214	203	1145	190.83	
			Martinez, Benjamin	216	184	205	220	186	245	1256	209.33	
17.		PHI	Philippines 1	740	810	748	795	863	788	4744	197.67	-837
			Malig, Ivan	213	228	223	170	187	166	1187	197.83	
			Gahol, Gospel	157	203	157	237	217	220	1191	198.50	
			Cantorna, Louis Miguel	170	164	166	192	233	190	1115	185.83	
			Buyco, GJ	200	215	202	196	226	212	1251	208.50	
18.		KUW	Kuwait 1	666	779	784	849	887	762	4727	196.96	-854
			Alsager, Abdulsalam	156	210	222	210	198	181	1177	196.17	
			Saleh, Ali	187	193	201	169	218	182	1150	191.67	
			Almousawi, Mostafa	160	143	135	247	276	221	1182	197.00	
			Alroomi, Aseel	163	233	226	223	195	178	1218	203.00	
19.		COL	Colombia 1	743	753	826	823	763	807	4715	196.46	-866
			Tello Jr, Jorge	179	167	187	207	177	209	1126	187.67	
			Velasco, Pablo	191	178	184	181	178	149	1061	176.83	
			Cabrera, Mauricio	176	234	200	221	179	225	1235	205.83	
			Charry, Sebastian	197	174	255	214	229	224	1293	215.50	
20.		SLO	Slovenia 1	709	794	817	804	859	697	4680	195.00	-901
			Zalar, Ziga	200	185	222	212	188	181	1188	198.00	
			Cerkvenik Muzafirovic, Tim	173	214	195	216	192	185	1175	195.83	
			Kostric, Aleksander	172	194	238	183	225	158	1170	195.00	
			Kostric, Rok	164	201	162	193	254	173	1147	191.17	
21.		QAT	Qatar 1	756	776	808	841	652	814	4647	193.62	-934
			Al Muraikhi, Hazeem	187	184	196	258	155	180	1160	193.33	
			Al Merekhi, Mohammed	180	175	193	221	156	231	1156	192.67	
			Aboujassoum, Ghanim	199	226	182	170	152	197	1126	187.67	
			Al Deyab, Ahmed	190	191	237	192	189	206	1205	200.83	
22.		TPE	Taipei Chinese 1	764	741	804	735	778	758	4580	190.83	-1001
			Tseng, Hung-En	203	203	169	180	183	182	1120	186.67	
			Chen, Chia-Hsing	175	183	201	170	188	181	1098	183.00	
			Lin, Chun-Hua	200	182	213	202	203	214	1214	202.33	
			Liao, Li-Yang	186	173	221	183	204	181	1148	191.33	
23.		AUS	Australia 1	760	758	762	736	690	812	4518	188.25	-1063
			Svensson, Adam	158	181	245	190	166	157	1097	182.83	
			Panella, Jayden	218	165	145	159	142	217	1046	174.33	
			Murray, Michael	215	210	178	211	180	235	1229	204.83	
			Fletcher, Blayne	169	202	194	176	202	203	1146	191.00	
24.		PUR	Puerto Rico 1	712	768	766	679	737	786	4448	185.33	-1133
			Izquierdo, Antonio	178	181	200	181	174	201	1115	185.83	
			Husseini, Eisam	194	152	192	180	184	192	1094	182.33	
			Duen, William	178	230	165	170	171	244	1158	193.00	

		Pizarro, Rafael	162	205	209	148	208	149	1081	180.17	
25.	 RUS	Russia 1	743	743	729	779	774	666	4434	184.75	-1147
		Tsukanov, Andrey	185	177	140	179	211	165	1057	176.17	
		Danilin, Dmitry	158	178	196	177	202	137	1048	174.67	
		Churilov, Vladimir	196	206	224	247	141	152	1166	194.33	
		Smetanin, Vladislav	204	182	169	176	220	212	1163	193.83	
26.	 MAC	Macau, China 1	707	748	737	720	745	697	4354	181.42	-1227
		Chiu, Hou Leong	201	181	159	235	201	134	1111	185.17	
		Ho, Chi Chong	200	162	206	157	175	186	1086	181.00	
		Ho, Man Lok	139	202	214	146	187	171	1059	176.50	
		Fong, Chon Hang	167	203	158	182	182	206	1098	183.00	
27.	 DOM	Dominican Republic 1	819	789	643	652	681	759	4343	180.96	-1238
		Morin, Gregory	200	192	157	174	178	234	1135	189.17	
		Rojo, Rafael	211	179	145	145	146	132	958	159.67	
		Cavallo, Wascar	188	181	197	164	202	205	1137	189.50	
		Simo, Hector	220	237	144	169	155	188	1113	185.50	
28.	 SCO	Scotland 1	779	742	712	690	695	655	4273	178.04	-1308
		Addison, Paul	181	162	185	163	199	166	1056	176.00	
		Bauld, Andrew	182	163	191	182	157	145	1020	170.00	
		Masters, Daniel	176	204	160	186	166	147	1039	173.17	
		Kerr, Jack	240	213	176	159	173	197	1158	193.00	
29.	 PER	Peru 1	634	738	694	760	646	707	4179	174.12	-1402
		Yuzuriha, Sebastian	193	158	127	190	130	169	967	161.17	
		Guibu, Aldo	130	181	160	169	171	132	943	157.17	
		Delgado, Fabricio	177	185	206	210	165	183	1126	187.67	
		Ishikawa, Alejandro	134	214	201	191	180	223	1143	190.50	

Players from make up teams

Country	Player	G1	G2	G3	G4	G5	G6	Total	Avg
 ESP	Garcia, Inigo	224	228	193	199	191	172	1207	201.17
 IRL	Lebioda, Eoghain	235	161	144	242	165	237	1184	197.33
 ITA	Fiorentino, Antonino	217	176	264	242	245	220	1364	227.33
 PAK	Saldera, Ahmer Abbas	174	159	193	248	163	176	1113	185.50
 SVK	Basala, Alex	165	178	204	226	162	183	1118	186.33
 SVK	Karlik, Roman	238	218	186	161	200	168	1171	195.17
 SVK	Vrabec, Tomas	206	196	235	224	203	216	1280	213.33
 UKR	Kucherenko, Valentin	246	232	175	223	176	156	1208	201.33
 UKR	Pervukhin, Danil	158	175	189	222	193	181	1118	186.33



World Youth Championships

Sun Valley Lanes, Lincoln, Nebraska, USA

July 24 - August 2, 2016



Results for All Events Girls

Place	Country	Player	Score	Score	Score	Total	Avg	Diff
1.	USA	Mason, Gazmine	1340	1342	1418	4100	227.78	0
2.	KOR	Pak, Yuna	1238	1379	1342	3959	219.94	-141
3.	SWE	Persson, Filipa	1390	1235	1247	3872	215.11	-228
4.	MAS	Chin, Victoria	1314	1219	1339	3872	215.11	-228
5.	SWE	Andersson, Anna	1274	1227	1291	3792	210.67	-308
6.	MAS	Roslan, Natasha	1271	1149	1345	3765	209.17	-335
7.	USA	Bond, Julia	1383	1117	1261	3761	208.94	-339
8.	MAS	Sahar, Nur Syazwani	1258	1227	1247	3732	207.33	-368
9.	USA	Schwartz, Stephanie	1243	1230	1217	3690	205.00	-410
10.	USA	Richard, Jordan	1069	1317	1292	3678	204.33	-422
11.	JPN	Ishimoto, Mirai	1093	1241	1325	3659	203.28	-441
12.	JPN	Fujiwara, Seika	1267	1188	1199	3654	203.00	-446
13.	SIN	Lim, Charlene	1145	1187	1298	3630	201.67	-470
14.	ENG	Reay, Keira	1201	1236	1192	3629	201.61	-471
15.	GER	Malz, Saskia	1205	1229	1191	3625	201.39	-475
16.	KOR	Kim, Jinju	1160	1221	1238	3619	201.06	-481
17.	MEX	Orozco, Raquel	1218	1101	1299	3618	201.00	-482
18.	KOR	Lee, Yeongseung	1238	1315	1057	3610	200.56	-490
19.	SIN	See, Tracy	1312	1166	1114	3592	199.56	-508
20.	SIN	Chua, Amabel	1189	1154	1249	3592	199.56	-508
21.	MEX	Limon, Paola	1116	1150	1323	3589	199.39	-511
22.	MEX	Orozco, Maribel	1262	1158	1165	3585	199.17	-515
23.	KOR	Hong, Sunhwa	1167	1089	1298	3554	197.44	-546
24.	COL	Cepeda, Veronica	1252	1214	1086	3552	197.33	-548
25.	SWE	Wegner, Cajsa	1101	1185	1236	3522	195.67	-578
26.	COL	Plazas, Laura	1161	1093	1262	3516	195.33	-584
27.	MAS	Norkamal, Nora Lyana	1278	1077	1158	3513	195.17	-587
28.	FIN	Savikurki, Senni	1165	1143	1197	3505	194.72	-595
29.	CAN	Mitchell, Mykaela	1230	1135	1137	3502	194.56	-598
30.	JPN	Izumune, Shion	1177	1185	1134	3496	194.22	-604
31.	ENG	Thompson, Sophie	1114	1196	1181	3491	193.94	-609



World Youth Championships

Sun Valley Lanes, Lincoln, Nebraska, USA

July 24 - August 2, 2016



WORLD
BOWLING

32.		FIN	Salo, Vilma	1133	1141	1203	3477	193.17	-623
33.		ENG	Allen, Emily	1210	1213	1045	3468	192.67	-632
34.		COL	Correa, Isabella	1136	1103	1222	3461	192.28	-639
35.		PUR	Rodriguez, Alexa	1188	1160	1102	3450	191.67	-650
36.		PUR	Poss, Giselle	1197	1110	1136	3443	191.28	-657
37.		PUR	Cobo, Estefania	1083	1160	1193	3436	190.89	-664
38.		AUS	Rigney, Emily	1141	1096	1198	3435	190.83	-665
39.		CAN	Panas, Miranda	1168	1186	1080	3434	190.78	-666
40.		CAN	Turcotte, Brittney	1076	1124	1230	3430	190.56	-670
41.		CAN	Demers, Maude	1068	1083	1256	3407	189.28	-693
42.		AUS	Cross, Emily	1099	1166	1142	3407	189.28	-693
43.		AUS	Hunt, Janet	1161	1092	1150	3403	189.06	-697
44.		MAC	Dias De Souza, Veronica	1137	1135	1120	3392	188.44	-708
45.		ENG	Tagg, Katie	1035	1167	1179	3381	187.83	-719
46.		COL	Garzon, Laura	1096	1097	1181	3374	187.44	-726
47.		JPN	Imai, Futaba	1027	1162	1184	3373	187.39	-727
48.		SVK	Stankova, Petra	1115	1119	1137	3371	187.28	-729
49.		SCO	Lawson, Naomi	1152	1104	1110	3366	187.00	-734
50.		MAC	Wong, Son Ian	1140	1134	1091	3365	186.94	-735
51.		MAC	So, Cheng Lam	1092	1153	1119	3364	186.89	-736
52.		SWE	Thorell, Annie	1103	1110	1150	3363	186.83	-737
53.		PHI	Hernandez, Bea	1096	1072	1191	3359	186.61	-741
54.		TPE	Wang, Yu-Huei	1063	1101	1194	3358	186.56	-742
55.		SIN	Yap, Joy	1121	1030	1188	3339	185.50	-761
56.		GER	Degenhardt, Lea	1173	1114	1030	3317	184.28	-783
57.		AUS	Furze, Katey	1132	1077	1087	3296	183.11	-804
58.		SCO	Murphy, Laura	1075	1115	1101	3291	182.83	-809
59.		MEX	Pelayo, Sara	1071	1138	1076	3285	182.50	-815
60.		SCO	Williamson, Alison	1089	1025	1168	3282	182.33	-818
61.		PHI	Macatula, Rica	1076	1072	1098	3246	180.33	-854
62.		FIN	Juntunen, Ani	1051	1148	1031	3230	179.44	-870
63.		PUR	Torres, Paulina	1067	1138	1023	3228	179.33	-872
64.		GER	Burghard, Bettina	1064	1057	1104	3225	179.17	-875
65.		TPE	Lin, Tzu-Ting	1086	1050	1068	3204	178.00	-896



World Youth Championships

Sun Valley Lanes, Lincoln, Nebraska, USA

July 24 - August 2, 2016



66.		ESP	Serrano, Lidia	1018	1098	1056	3172	176.22	-928
67.		RUS	Gryaznova, Varvara	1037	1032	1063	3132	174.00	-968
68.		PHI	Cabusas, Xyrra	1079	1058	991	3128	173.78	-972
69.		SLO	Kovacic, Janja	1055	1015	1048	3118	173.22	-982
70.		SCO	Gill, Ashleigh	1092	969	1028	3089	171.61	-1011
71.		VEN	Laguado, Adriana	1021	1075	983	3079	171.06	-1021
72.		TPE	Peng, Hsiao-Fen	1009	1068	985	3062	170.11	-1038
73.		FIN	Hakala, Riikka	897	1034	1125	3056	169.78	-1044
74.		GER	Merkel, Gina-Maria	1044	1022	984	3050	169.44	-1050
75.		TPE	Chen, Hsuan-yu	991	1028	1014	3033	168.50	-1067
76.		UZB	Makhmudova, Sayyora	1037	1014	981	3032	168.44	-1068
77.		SVK	Sramkova, Kristina	1043	995	981	3019	167.72	-1081
78.		PHI	Daval-Santos, Rjoy	914	925	1004	2843	157.94	-1257
79.		MAC	Ian, Un Lam	892	834	950	2676	148.67	-1424



World Youth Championships

Sun Valley Lanes, Lincoln, Nebraska, USA

July 24 - August 2, 2016



Results for All Events Boys

Place	Country	Player	Score	Score	Score	Total	Avg	Diff
1.	SWE	Andersson, Pontus	1336	1450	1434	4220	234.44	0
2.	USA	Low Jr., Wesley	1385	1362	1392	4139	229.94	-81
3.	SWE	Svensson, Jesper	1367	1365	1388	4120	228.89	-100
4.	JPN	Miyazawa, Takuya	1339	1279	1362	3980	221.11	-240
5.	USA	Simonsen, Anthony	1170	1364	1439	3973	220.72	-247
6.	FIN	Oksanen, Niko	1267	1335	1354	3956	219.78	-264
7.	DOM	Simo, Hector	1387	1432	1113	3932	218.44	-288
8.	GER	Michow, Andre	1276	1298	1342	3916	217.56	-304
9.	MAS	Tun Hasnul Azam, Tun Hakim	1350	1254	1249	3853	214.06	-367
10.	MAS	Ismail, Rafiq	1266	1386	1199	3851	213.94	-369
11.	CAN	Hupe, Mitch	1336	1216	1297	3849	213.83	-371
12.	CAN	Hunter, Dylin	1227	1224	1394	3845	213.61	-375
13.	ITA	Fiorentino, Antonino	1204	1270	1364	3838	213.22	-382
14.	USA	Tang, Michael	1198	1284	1354	3836	213.11	-384
15.	FIN	Tahvanainen, Santtu	1279	1271	1283	3833	212.94	-387
16.	SIN	Cheah, Ray Han	1264	1356	1213	3833	212.94	-387
17.	MEX	Martinez, Benjamin	1256	1308	1256	3820	212.22	-400
18.	VEN	Fridegotto, Massimiliano	1240	1293	1275	3808	211.56	-412
19.	JPN	Yakuwa, Ryota	1302	1205	1295	3802	211.22	-418
20.	SIN	Goh, Muhd Jaris	1266	1275	1256	3797	210.94	-423
21.	HKG	Yu, Alex	1243	1240	1313	3796	210.89	-424
22.	SIN	Chong, Alex	1142	1312	1333	3787	210.39	-433
23.	NED	Fens, Youri	1313	1272	1186	3771	209.50	-449
24.	KUW	Alroomi, Aseel	1423	1123	1218	3764	209.11	-456
25.	CAN	Ruest-Lajoie, Nathan	1319	1256	1181	3756	208.67	-464
26.	JPN	Nakano, Katsuhito	1219	1162	1367	3748	208.22	-472
27.	VEN	Monacelli, Rodolfo	1166	1326	1246	3738	207.67	-482
28.	QAT	Al Merekhi, Mohammed	1377	1202	1156	3735	207.50	-485
29.	KOR	Heo, Jinsun	1269	1232	1224	3725	206.94	-495
30.	NOR	Mathiesen, Jens	1079	1287	1345	3711	206.17	-509
31.	ESP	Garcia, Inigo	1275	1225	1207	3707	205.94	-513



World Youth Championships

Sun Valley Lanes, Lincoln, Nebraska, USA

July 24 - August 2, 2016



WORLD
BOWLING

32.		SWE	Wilhelmsson, Filip	1175	1205	1318	3698	205.44	-522
33.		AUS	Svensson, Adam	1282	1314	1097	3693	205.17	-527
34.		GER	Reyes, Giancarlo	1176	1302	1202	3680	204.44	-540
35.		SWE	Ahlgren, Anton	1083	1323	1271	3677	204.28	-543
36.		PHI	Malig, Ivan	1262	1225	1187	3674	204.11	-546
37.		NOR	Espen, Arvid	1205	1220	1244	3669	203.83	-551
38.		KOR	Lim, Seonglyul	1148	1245	1270	3663	203.50	-557
39.		PER	Ishikawa, Alejandro	1230	1282	1143	3655	203.06	-565
40.		MEX	Guzman, Gilberto	1109	1362	1180	3651	202.83	-569
41.		KOR	Seo, Hyodong	1245	1159	1246	3650	202.78	-570
42.		NOR	Moen Stikbakke, Martin	1226	1154	1268	3648	202.67	-572
43.		JPN	Saitoh, Yuta	1191	1160	1295	3646	202.56	-574
44.		IRL	Lebioda, Eoghain	1228	1209	1184	3621	201.17	-599
45.		SLO	Kostric, Aleksander	1199	1251	1170	3620	201.11	-600
46.		KOR	Lee, Hohyeon	1284	1132	1198	3614	200.78	-606
47.		ENG	Ackerman, George	1251	1200	1159	3610	200.56	-610
48.		ENG	Hooper, Curtis	1249	1108	1252	3609	200.50	-611
49.		KUW	Almousawi, Mostafa	1195	1232	1182	3609	200.50	-611
50.		CAN	Klassen, Jordan	1276	1115	1217	3608	200.44	-612
51.		CRC	Quesada, Alberto	1186	1155	1265	3606	200.33	-614
52.		HKG	Lui, James	1207	1122	1266	3595	199.72	-625
53.		ENG	Roberts, Brandon	1232	1197	1157	3586	199.22	-634
54.		CRC	Stanley, James	1197	1240	1148	3585	199.17	-635
55.		PUR	Pizarro, Rafael	1223	1278	1081	3582	199.00	-638
56.		NOR	Kulseng, Oyvin	1220	1159	1199	3578	198.78	-642
57.		MAS	Faisal, Wan Nadzmi Fikri	1213	1192	1173	3578	198.78	-642
58.		COL	Cabrera, Mauricio	1218	1122	1235	3575	198.61	-645
59.		COL	Charry, Sebastian	1145	1131	1293	3569	198.28	-651
60.		TPE	Lin, Chun-Hua	1183	1170	1214	3567	198.17	-653
61.		DOM	Cavallo, Wascar	1204	1223	1137	3564	198.00	-656
62.		PHI	Gahol, Gospel	1137	1231	1191	3559	197.72	-661
63.		AUS	Murray, Michael	1157	1168	1229	3554	197.44	-666
64.		SLO	Kostric, Rok	1239	1168	1147	3554	197.44	-666
65.		MAS	Adam, Qalif Adnor	1160	1166	1223	3549	197.17	-671



World Youth Championships

Sun Valley Lanes, Lincoln, Nebraska, USA

July 24 - August 2, 2016



WORLD
BOWLING

66.		MEX	Lopez, Fabian	1175	1209	1164	3548	197.11	-672
67.		UKR	Kucherenko, Valentin	1150	1189	1208	3547	197.06	-673
68.		SLO	Zalar, Ziga	1196	1161	1188	3545	196.94	-675
69.		FIN	Putkisto, Teemu	1221	1089	1234	3544	196.89	-676
70.		QAT	Al Muraikhi, Hazeem	1176	1208	1160	3544	196.89	-676
71.		GER	Schurian, Christoph	1143	1166	1231	3540	196.67	-680
72.		MEX	Sanchez, Martin	1121	1274	1145	3540	196.67	-680
73.		PUR	Izquierdo, Antonio	1234	1186	1115	3535	196.39	-685
74.		KSA	Al-Masri, Sultan	1131	1202	1200	3533	196.28	-687
75.		SIN	Tham, Timothy	1184	1168	1177	3529	196.06	-691
76.		NED	van den Berg, Dennis	1134	1134	1255	3523	195.72	-697
77.		CRC	Conejo, Jonaykel	1070	1179	1267	3516	195.33	-704
78.		KSA	Sugati, Hassan	1183	1188	1143	3514	195.22	-706
79.		GER	Beier, Tobias	1127	1188	1197	3512	195.11	-708
80.		COL	Tello Jr, Jorge	1156	1220	1126	3502	194.56	-718
81.		TPE	Liao, Li-Yang	1189	1164	1148	3501	194.50	-719
82.		AUS	Fletcher, Blayne	1071	1281	1146	3498	194.33	-722
83.		ENG	Elliott, Jamie	1147	1153	1193	3493	194.06	-727
84.		HKG	Wong, Tony	1190	1149	1153	3492	194.00	-728
85.		NED	Putman, Jordi	990	1275	1226	3491	193.94	-729
86.		PHI	Buyco, GJ	1113	1121	1251	3485	193.61	-735
87.		PUR	Duen, William	1152	1156	1158	3466	192.56	-754
88.		QAT	Aboujassoum, Ghanim	1197	1141	1126	3464	192.44	-756
89.		TPE	Tseng, Hung-En	1100	1213	1120	3433	190.72	-787
90.		PER	Delgado, Fabricio	1136	1165	1126	3427	190.39	-793
91.		QAT	Al Deyab, Ahmed	1127	1094	1205	3426	190.33	-794
92.		PUR	Hussein, Eisam	1104	1201	1094	3399	188.83	-821
93.		KUW	Alsaqer, Abdulsalam	1152	1070	1177	3399	188.83	-821
94.		SVK	Vrabec, Tomas	1028	1088	1280	3396	188.67	-824
95.		HKG	Tse, Ivan	1083	1186	1115	3384	188.00	-836
96.		NED	van Rooijen, Kevin	1112	1037	1230	3379	187.72	-841
97.		COL	Velasco, Pablo	1205	1080	1061	3346	185.89	-874
98.		MAC	Ho, Chi Chong	1080	1168	1086	3334	185.22	-886
99.		FIN	Kayhko, Tomas	1154	1119	1051	3324	184.67	-896



World Youth Championships

Sun Valley Lanes, Lincoln, Nebraska, USA



July 24 - August 2, 2016




100.		RUS	Churilov, Vladimir	1108	1044	1166	3318	184.33	-902
101.		UKR	Pervukhin, Danil	1064	1131	1118	3313	184.06	-907
102.		SLO	Cerkvenik Muzafirovic, Tim	1094	1035	1175	3304	183.56	-916
103.		AUS	Panella, Jayden	1107	1143	1046	3296	183.11	-924
104.		PER	Yuzuriha, Sebastian	1165	1164	967	3296	183.11	-924
105.		VEN	Laguado, Cesar	1011	1183	1101	3295	183.06	-925
106.		DOM	Morin, Gregory	1090	1055	1135	3280	182.22	-940
107.		TPE	Chen, Chia-Hsing	1114	1065	1098	3277	182.06	-943
108.		PAK	Saldera, Ahmer Abbas	1115	1045	1113	3273	181.83	-947
109.		CRC	Haehner, Mathias	1126	1014	1125	3265	181.39	-955
110.		SCO	Kerr, Jack	1026	1076	1158	3260	181.11	-960
111.		PHI	Cantorna, Louis Miguel	1009	1129	1115	3253	180.72	-967
112.		VEN	Montoya, Andres	1085	1029	1130	3244	180.22	-976
113.		MAC	Fong, Chon Hang	983	1150	1098	3231	179.50	-989
114.		RUS	Smetanin, Vladislav	981	1083	1163	3227	179.28	-993
115.		KUW	Saleh, Ali	970	1107	1150	3227	179.28	-993
116.		SVK	Karlik, Roman	1069	985	1171	3225	179.17	-995
117.		MAC	Ho, Man Lok	1159	1001	1059	3219	178.83	-1001
118.		KSA	Al-Kheliwi, Saud	1155	1031	1028	3214	178.56	-1006
119.		MAC	Chiu, Hou Leong	1040	1033	1111	3184	176.89	-1036
120.		RUS	Tsukanov, Andrey	992	1124	1057	3173	176.28	-1047
121.		PER	Guibu, Aldo	1110	1117	943	3170	176.11	-1050
122.		SCO	Addison, Paul	966	1146	1056	3168	176.00	-1052
123.		SVK	Basala, Alex	1024	1007	1118	3149	174.94	-1071
124.		RUS	Danilin, Dmitry	1135	963	1048	3146	174.78	-1074
125.		SCO	Masters, Daniel	1048	1051	1039	3138	174.33	-1082
126.		SCO	Bauld, Andrew	1089	989	1020	3098	172.11	-1122
127.		DOM	Rojo, Rafael	980	1004	958	2942	163.44	-1278
128.		USA	Doyle, Kamron	1190		1396	2586	215.50	-1634
129.		KSA	Al-Kheliwi, Abdulrahman	1200	87		1287	183.86	-2933



Masters Girls Step 1



Country	Player	G1	G2	G3	Won matches
 COL	Cepeda, Veronica	220	180		2
 USA	Schwartz, Stephanie	198	168		0

Country	Player	G1	G2	G3	Won matches
 KOR	Hong, Sunhwa	228	150	247	2
 USA	Richard, Jordan	175	178	181	1



Country	Player	G1	G2	G3	Won matches
 JPN	Ishimoto, Mirai	213	218		2
 MEX	Orozco, Maribel	190	201		0

Country	Player	G1	G2	G3	Won matches
 JPN	Fujiwara, Seika	190	224	199	1
 MEX	Limon, Paola	195	179	206	2

Country	Player	G1	G2	G3	Won matches
 SIN	Chua, Amabel	143	214		2
 ENG	Reay, Keira	122	181		0



Country	Player	G1	G2	G3	Won matches
 SIN	Lim, Charlene	162	235	245	2
 SIN	See, Tracy	187	179	176	1



Country	Player	G1	G2	G3	Won matches
 KOR	Lee, Yeongseung	194	237		2
 GER	Malz, Saskia	181	177		0


Country	Player	G1	G2	G3	Won matches
 KOR	Kim, Jinju	213	246		2
 MEX	Orozco, Raquel	146	191		0

Masters Girls Step 2

Country	Player	G1	G2	G3	Won matches
 COL	Cepeda, Veronica	210	184	173	1
 USA	Mason, Gazmine	182	226	182	2



Country	Player	G1	G2	G3	Won matches
 KOR	Hong, Sunhwa	220	211	171	2
 KOR	Pak, Yuna	216	222	168	1



Country	Player	G1	G2	G3	Won matches
 MAS	Chin, Victoria	211	182		2
 MEX	Limon, Paola	199	153		0

Country	Player	G1	G2	G3	Won matches
 SIN	Chua, Amabel	187	233	219	2
 SWE	Persson, Filippa	222	227	202	1

Country	Player	G1	G2	G3	Won matches
 SWE	Andersson, Anna	185	213		0
 KOR	Lee, Yeongseung	227	275		2



Country	Player	G1	G2	G3	Won matches
 KOR	Kim, Jinju	194	223	199	1
 MAS	Roslan, Natasha	225	189	204	2


Country	Player	G1	G2	G3	Won matches
 USA	Bond, Julia	196	200		2
 SIN	Lim, Charlene	182	189		0

Country	Player	G1	G2	G3	Won matches
 JPN	Ishimoto, Mirai	212	194		2
 MAS	Sahar, Nur Syazwani	170	175		0

Masters Girls Step 3



Country	Player	G1	G2	G3	Won matches
 KOR	Hong, Sunhwa	213	164		0
 USA	Mason, Gazmine	257	197		2

Country	Player	G1	G2	G3	Won matches
 MAS	Chin, Victoria	210	223	185	1
 SIN	Chua, Amabel	212	217	192	2

Country	Player	G1	G2	G3	Won matches
 KOR	Lee, Yeongseung	247	205	235	1
 MAS	Roslan, Natasha	215	222	246	2

Country	Player	G1	G2	G3	Won matches
 USA	Bond, Julia	192	218	194	1
 JPN	Ishimoto, Mirai	236	202	195	2

Masters Girls Semi Final 1

Country	Player	G1	G2	G3	Won matches
 SIN	Chua, Amabel	196	201		2
 USA	Mason, Gazmine	187	198		0

Masters Girls Semi Final 2



Country	Player	G1	G2	G3	Won matches
 JPN	Ishimoto, Mirai	218	221		0
 MAS	Roslan, Natasha	241	248		2



Masters Girls Final



Country	Player	G1	G2	G3	Won matches
 SIN	Chua, Amabel	158	245	187	1
 MAS	Roslan, Natasha	190	236	227	2



Masters Boys Step 1



Country	Player	G1	G2	G3	Won matches
 KUW	Alroomi, Aseel	185	165		0
 MAS	Tun Hasnul Azam, Tun Hakim	195	229		2

Country	Player	G1	G2	G3	Won matches
 NED	Fens, Youri	222	207	201	1
 MAS	Ismail, Rafiq	200	234	236	2



Country	Player	G1	G2	G3	Won matches
 SIN	Chong, Alex	172	203		0
 CAN	Hupe, Mitch	195	203		2

Country	Player	G1	G2	G3	Won matches
 CAN	Hunter, Dylin	246	192	285	2
 HKG	Yu, Alex	188	242	224	1

Country	Player	G1	G2	G3	Won matches
 ITA	Florentino, Antonino	223	244		2
 SIN	Goh, Muhd Jaris	179	200		0



Country	Player	G1	G2	G3	Won matches
 USA	Tang, Michael	251	255		2
 JPN	Yakuwa, Ryota	170	246		0



Country	Player	G1	G2	G3	Won matches
 SIN	Cheah, Ray Han	184	178	157	1
 VEN	Fridegotto, Massimiliano	146	181	186	2



Country	Player	G1	G2	G3	Won matches
 MEX	Martinez, Benjamin	175	186	148	1
 FIN	Tahvanainen, Santtu	200	163	220	2



Masters Boys Step 2



Country	Player	G1	G2	G3	Won matches
 SWE	Andersson, Pontus	182	244	198	2
 VEN	Fridegotto, Massimiliano	189	179	172	1



Country	Player	G1	G2	G3	Won matches
 USA	Low Jr., Wesley	210	222		2
 FIN	Tahvanainen, Santtu	201	187		0


Country	Player	G1	G2	G3	Won matches
 SWE	Svensson, Jesper	288	205	218	1
 USA	Tang, Michael	242	209	252	2

Country	Player	G1	G2	G3	Won matches
 ITA	Fiorentino, Antonino	214	186	192	1
 JPN	Miyazawa, Takuya	213	235	216	2



Country	Player	G1	G2	G3	Won matches
 CAN	Hunter, Dylin	178	211		0
 USA	Simonsen, Anthony	225	245		2



Country	Player	G1	G2	G3	Won matches
 CAN	Hupe, Mitch	254	227	196	1
 FIN	Oksanen, Niko	245	237	207	2

Country	Player	G1	G2	G3	Won matches
 MAS	Ismail, Rafiq	192	168	269	2
 DOM	Simo, Hector	188	216	174	1



Country	Player	G1	G2	G3	Won matches
 GER	Michow, Andre	191	192		0
 MAS	Tun Hasnul Azam, Tun Hakim	235	216		2

Masters Boys Step 3



Country	Player	G1	G2	G3	Won matches
 SWE	Andersson, Pontus	182	237	226	2
 USA	Tang, Michael	199	182	193	1

Country	Player	G1	G2	G3	Won matches
 MAS	Ismail, Rafiq	215	213		0
 USA	Low Jr., Wesley	275	219		2

Country	Player	G1	G2	G3	Won matches
 JPN	Miyazawa, Takuya	188	208		0
 MAS	Tun Hasnul Azam, Tun Hakim	209	234		2

Country	Player	G1	G2	G3	Won matches
 FIN	Oksanen, Niko	223	237	167	1
 USA	Simonsen, Anthony	201	269	219	2

Masters Boys Semi Final 1

Country	Player	G1	G2	G3	Won matches
 SWE	Andersson, Pontus	233	221		2
 MAS	Tun Hasnul Azam, Tun Hakim	161	205		0

Masters Boys Semi Final 2

Country	Player	G1	G2	G3	Won matches
 USA	Low Jr., Wesley	192	231	217	1
 USA	Simonsen, Anthony	235	224	224	2

Masters Boys Final

Country	Player	G1	G2	G3	Won matches
 SWE	Andersson, Pontus	213	180		0
 USA	Simonsen, Anthony	245	236		2